



PROPERTY AND CASUALTY COMPANIES - ASSOCIATION EDITION

# ANNUAL STATEMENT

FOR THE YEAR ENDED DECEMBER 31, 2023  
OF THE CONDITION AND AFFAIRS OF THE

## MGIC INDEMNITY CORPORATION

NAIC Group Code 0105 0105 NAIC Company Code 18740 Employer's ID Number 39-0916088  
(Current) (Prior)

Organized under the Laws of Wisconsin, State of Domicile or Port of Entry WI  
Country of Domicile United States of America

Incorporated/Organized 11/15/1956 Commenced Business 02/15/1957

Statutory Home Office 250 East Kilbourn Avenue, Milwaukee, WI, US 53202  
(Street and Number) (City or Town, State, Country and Zip Code)

Main Administrative Office 250 East Kilbourn Avenue  
(Street and Number)  
Milwaukee, WI, US 53202 800-558-9900  
(City or Town, State, Country and Zip Code) (Area Code) (Telephone Number)

Mail Address P.O. Box 756, Milwaukee, WI, US 53201  
(Street and Number or P.O. Box) (City or Town, State, Country and Zip Code)

Primary Location of Books and Records 250 East Kilbourn Avenue  
(Street and Number)  
Milwaukee, WI, US 53202 800-558-9900  
(City or Town, State, Country and Zip Code) (Area Code) (Telephone Number)

Internet Website Address www.MGIC.com

Statutory Statement Contact Heidi Ann Heyrman, 800-558-9900-2646  
(Name) (Area Code) (Telephone Number)  
govreg\_alerts@mgic.com 414-347-6959  
(E-mail Address) (FAX Number)

### OFFICERS

President & Chief Operating Officer Salvatore Antonino Miosi Vice President & Controller Julie Kay Sperber  
Executive Vice President & Secretary Paula Christine Maggio

### OTHER

Nathaniel Howe Colson, Executive Vice President Timothy James Mattke, Chief Executive Officer Steven Mark Thompson, Executive Vice President

### DIRECTORS OR TRUSTEES

Nathan Ryan Abramowski Nathaniel Howe Colson Heidi Ann Heyrman  
Paula Christine Maggio Timothy James Mattke Salvatore Antonino Miosi  
Julie Kay Sperber Steven Mark Thompson

State of Wisconsin SS  
County of Milwaukee

The officers of this reporting entity being duly sworn, each depose and say that they are the described officers of said reporting entity, and that on the reporting period stated above, all of the herein described assets were the absolute property of the said reporting entity, free and clear from any liens or claims thereon, except as herein stated, and that this statement, together with related exhibits, schedules and explanations therein contained, annexed or referred to, is a full and true statement of all the assets and liabilities and of the condition and affairs of the said reporting entity as of the reporting period stated above, and of its income and deductions therefrom for the period ended, and have been completed in accordance with the NAIC Annual Statement Instructions and Accounting Practices and Procedures manual except to the extent that: (1) state law may differ; or, (2) that state rules or regulations require differences in reporting not related to accounting practices and procedures, according to the best of their information, knowledge and belief, respectively. Furthermore, the scope of this attestation by the described officers also includes the related corresponding electronic filing with the NAIC, when required, that is an exact copy (except for formatting differences due to electronic filing) of the enclosed statement. The electronic filing may be requested by various regulators in lieu of or in addition to the enclosed statement.

Salvatore Antonino Miosi  
President & Chief Operating Officer


Paula Christine Maggio  
Executive Vice President & Secretary

Julie Kay Sperber  
Vice President & Controller

Subscribed and sworn to before me this 21st day of February, 2024

Cynthia Ibric  
Cynthia Ibric  
Notary Public  
My commission expires November 15, 2027

- a. Is this an original filing? ..... Yes [ X ] No [ ]  
b. If no,  
1. State the amendment number.....  
2. Date filed .....  
3. Number of pages attached.....



ANNUAL STATEMENT FOR THE YEAR 2023 OF THE MGIC INDEMNITY CORPORATION

**ASSETS**

	Current Year			Prior Year
	1 Assets	2 Nonadmitted Assets	3 Net Admitted Assets (Cols. 1 - 2)	4 Net Admitted Assets
1. Bonds (Schedule D) .....	150,285,325		150,285,325	160,776,581
2. Stocks (Schedule D):				
2.1 Preferred stocks .....				
2.2 Common stocks .....				
3. Mortgage loans on real estate (Schedule B):				
3.1 First liens .....				
3.2 Other than first liens .....				
4. Real estate (Schedule A):				
4.1 Properties occupied by the company (less \$ encumbrances) .....				
4.2 Properties held for the production of income (less \$ ..... encumbrances) .....				
4.3 Properties held for sale (less \$ encumbrances) .....				
5. Cash (\$ ..... 191,998 , Schedule E - Part 1), cash equivalents (\$ ..... 7,164,312 , Schedule E - Part 2) and short-term investments (\$ ..... , Schedule DA) .....	7,356,310		7,356,310	6,998,991
6. Contract loans (including \$ ..... premium notes) .....				
7. Derivatives (Schedule DB) .....				
8. Other invested assets (Schedule BA) .....				
9. Receivable for securities .....				810,000
10. Securities lending reinvested collateral assets (Schedule DL) .....				
11. Aggregate write-ins for invested assets .....				
12. Subtotals, cash and invested assets (Lines 1 to 11) .....	157,641,635		157,641,635	168,585,572
13. Title plants less \$ ..... charged off (for Title insurers only) .....				
14. Investment income due and accrued .....	1,324,664		1,324,664	1,456,531
15. Premiums and considerations:				
15.1 Uncollected premiums and agents' balances in the course of collection .....	2,179		2,179	7,789
15.2 Deferred premiums, agents' balances and installments booked but deferred and not yet due (including \$ ..... earned but unbilled premiums) .....				
15.3 Accrued retrospective premiums (\$ ..... ) and contracts subject to redetermination (\$ ..... ) .....				
16. Reinsurance:				
16.1 Amounts recoverable from reinsurers .....	48,136		48,136	32,687
16.2 Funds held by or deposited with reinsured companies .....				
16.3 Other amounts receivable under reinsurance contracts .....				
17. Amounts receivable relating to uninsured plans .....				
18.1 Current federal and foreign income tax recoverable and interest thereon .....				
18.2 Net deferred tax asset .....	2,103,597	435,876	1,667,721	1,555,083
19. Guaranty funds receivable or on deposit .....				
20. Electronic data processing equipment and software .....				
21. Furniture and equipment, including health care delivery assets (\$ ..... ) .....				
22. Net adjustment in assets and liabilities due to foreign exchange rates .....				
23. Receivables from parent, subsidiaries and affiliates .....				
24. Health care (\$ ..... ) and other amounts receivable .....				
25. Aggregate write-ins for other than invested assets .....	123,471	40,583	82,888	84,113
26. Total assets excluding Separate Accounts, Segregated Accounts and Protected Cell Accounts (Lines 12 to 25) .....	161,243,682	476,459	160,767,223	171,721,775
27. From Separate Accounts, Segregated Accounts and Protected Cell Accounts .....				
28. Total (Lines 26 and 27)	161,243,682	476,459	160,767,223	171,721,775
<b>DETAILS OF WRITE-INS</b>				
1101. ....				
1102. ....				
1103. ....				
1198. Summary of remaining write-ins for Line 11 from overflow page .....				
1199. Totals (Lines 1101 thru 1103 plus 1198)(Line 11 above)				
2501. Miscellaneous receivables .....	82,888		82,888	84,113
2502. Prepaid expenses .....	40,583	40,583		
2503. ....				
2598. Summary of remaining write-ins for Line 25 from overflow page .....				
2599. Totals (Lines 2501 thru 2503 plus 2598)(Line 25 above)	123,471	40,583	82,888	84,113

NOTE: We elected to use rounding in reporting amounts in this statement.

ANNUAL STATEMENT FOR THE YEAR 2023 OF THE MGIC INDEMNITY CORPORATION

**LIABILITIES, SURPLUS AND OTHER FUNDS**

	1 Current Year	2 Prior Year
1. Losses (Part 2A, Line 35, Column 8) .....	101,321	311,841
2. Reinsurance payable on paid losses and loss adjustment expenses (Schedule F, Part 1, Column 6) .....		
3. Loss adjustment expenses (Part 2A, Line 35, Column 9) .....	2,786	8,575
4. Commissions payable, contingent commissions and other similar charges .....		
5. Other expenses (excluding taxes, licenses and fees) .....	18,384	16,607
6. Taxes, licenses and fees (excluding federal and foreign income taxes) .....		3,068
7.1 Current federal and foreign income taxes (including \$ ..... on realized capital gains (losses)) .....	76,919	519,907
7.2 Net deferred tax liability .....		
8. Borrowed money \$ ..... and interest thereon \$ .....		
9. Unearned premiums (Part 1A, Line 38, Column 5) (after deducting unearned premiums for ceded reinsurance of \$ ..... 1,192 and including warranty reserves of \$ ..... and accrued accident and health experience rating refunds including \$ ..... for medical loss ratio rebate per the Public Health Service Act) .....	2,382,193	3,486,898
10. Advance premium .....		
11. Dividends declared and unpaid:		
11.1 Stockholders .....		
11.2 Policyholders .....		
12. Ceded reinsurance premiums payable (net of ceding commissions) .....	5,728	55,490
13. Funds held by company under reinsurance treaties (Schedule F, Part 3, Column 20) .....		
14. Amounts withheld or retained by company for account of others .....		
15. Remittances and items not allocated .....		
16. Provision for reinsurance (including \$ ..... certified) (Schedule F, Part 3, Column 78) .....		
17. Net adjustments in assets and liabilities due to foreign exchange rates .....		
18. Drafts outstanding .....		
19. Payable to parent, subsidiaries and affiliates .....	49,566	8,020
20. Derivatives .....		
21. Payable for securities .....		
22. Payable for securities lending .....		
23. Liability for amounts held under uninsured plans .....		
24. Capital notes \$ ..... and interest thereon \$ .....		
25. Aggregate write-ins for liabilities .....	42,801,986	53,674,494
26. Total liabilities excluding protected cell liabilities (Lines 1 through 25) .....	45,438,883	58,084,900
27. Protected cell liabilities .....		
28. Total liabilities (Lines 26 and 27) .....	45,438,883	58,084,900
29. Aggregate write-ins for special surplus funds .....		
30. Common capital stock .....	3,588,000	3,588,000
31. Preferred capital stock .....		
32. Aggregate write-ins for other than special surplus funds .....		
33. Surplus notes .....		
34. Gross paid in and contributed surplus .....	98,225,792	98,225,792
35. Unassigned funds (surplus) .....	13,514,548	11,823,083
36. Less treasury stock, at cost:		
36.1 ..... shares common (value included in Line 30 \$ ..... ) .....		
36.2 ..... shares preferred (value included in Line 31 \$ ..... ) .....		
37. Surplus as regards policyholders (Lines 29 to 35, less 36) (Page 4, Line 39) .....	115,328,340	113,636,875
38. TOTALS (Page 2, Line 28, Col. 3)	160,767,223	171,721,775
<b>DETAILS OF WRITE-INS</b>		
2501. Contingency reserve per Wisconsin Administrative Code Section Insurance 3.09(14) .....	42,801,986	53,674,494
2502. ....		
2503. ....		
2598. Summary of remaining write-ins for Line 25 from overflow page .....		
2599. Totals (Lines 2501 thru 2503 plus 2598)(Line 25 above)	42,801,986	53,674,494
2901. ....		
2902. ....		
2903. ....		
2998. Summary of remaining write-ins for Line 29 from overflow page .....		
2999. Totals (Lines 2901 thru 2903 plus 2998)(Line 29 above)		
3201. ....		
3202. ....		
3203. ....		
3298. Summary of remaining write-ins for Line 32 from overflow page .....		
3299. Totals (Lines 3201 thru 3203 plus 3298)(Line 32 above)		

ANNUAL STATEMENT FOR THE YEAR 2023 OF THE MGIC INDEMNITY CORPORATION

**STATEMENT OF INCOME**

	1 Current Year	2 Prior Year
<b>UNDERWRITING INCOME</b>		
1. Premiums earned (Part 1, Line 35, Column 4).....	1,108,785	1,535,993
<b>DEDUCTIONS:</b>		
2. Losses incurred (Part 2, Line 35, Column 7) .....	(210,520)	(842,099)
3. Loss adjustment expenses incurred (Part 3, Line 25, Column 1) .....	(5,788)	(22,635)
4. Other underwriting expenses incurred (Part 3, Line 25, Column 2) .....	285,845	235,397
5. Aggregate write-ins for underwriting deductions .....	(10,872,508)	(2,259,349)
6. Total underwriting deductions (Lines 2 through 5) .....	(10,802,971)	(2,888,686)
7. Net income of protected cells .....		
8. Net underwriting gain (loss) (Line 1 minus Line 6 plus Line 7) .....	11,911,756	4,424,679
<b>INVESTMENT INCOME</b>		
9. Net investment income earned (Exhibit of Net Investment Income, Line 17) .....	5,039,197	4,312,318
10. Net realized capital gains (losses) less capital gains tax of \$ ..... (190,387) (Exhibit of Capital Gains (Losses) ) .....	(716,218)	(2,471)
11. Net investment gain (loss) (Lines 9 + 10) .....	4,322,979	4,309,847
<b>OTHER INCOME</b>		
12. Net gain (loss) from agents' or premium balances charged off (amount recovered \$ ..... amount charged off \$ ..... (115) ) .....	115	483
13. Finance and service charges not included in premiums .....		
14. Aggregate write-ins for miscellaneous income .....		
15. Total other income (Lines 12 through 14) .....	115	483
16. Net income before dividends to policyholders, after capital gains tax and before all other federal and foreign income taxes (Lines 8 + 11 + 15) .....	16,234,850	8,735,009
17. Dividends to policyholders .....		
18. Net income, after dividends to policyholders, after capital gains tax and before all other federal and foreign income taxes (Line 16 minus Line 17) .....	16,234,850	8,735,009
19. Federal and foreign income taxes incurred .....	3,315,378	1,543,559
20. Net income (Line 18 minus Line 19)(to Line 22) .....	12,919,472	7,191,450
<b>CAPITAL AND SURPLUS ACCOUNT</b>		
21. Surplus as regards policyholders, December 31 prior year (Page 4, Line 39, Column 2) .....	113,636,875	106,367,262
22. Net income (from Line 20) .....	12,919,472	7,191,450
23. Net transfers (to) from Protected Cell accounts .....		
24. Change in net unrealized capital gains or (losses) less capital gains tax of \$ ..... (13) .....	(49)	
25. Change in net unrealized foreign exchange capital gain (loss) .....		
26. Change in net deferred income tax .....	(275,311)	(275,104)
27. Change in nonadmitted assets (Exhibit of Nonadmitted Assets, Line 28, Col. 3) .....	347,353	353,267
28. Change in provision for reinsurance (Page 3, Line 16, Column 2 minus Column 1) .....		
29. Change in surplus notes .....		
30. Surplus (contributed to) withdrawn from protected cells .....		
31. Cumulative effect of changes in accounting principles .....		
32. Capital changes:		
32.1 Paid in .....		
32.2 Transferred from surplus (Stock Dividend) .....		
32.3 Transferred to surplus .....		
33. Surplus adjustments:		
33.1 Paid in .....		
33.2 Transferred to capital (Stock Dividend) .....		
33.3 Transferred from capital .....		
34. Net remittances from or (to) Home Office .....		
35. Dividends to stockholders .....	(11,300,000)	
36. Change in treasury stock (Page 3, Lines 36.1 and 36.2, Column 2 minus Column 1) .....		
37. Aggregate write-ins for gains and losses in surplus .....		
38. Change in surplus as regards policyholders for the year (Lines 22 through 37) .....	1,691,465	7,269,613
39. Surplus as regards policyholders, December 31 current year (Line 21 plus Line 38) (Page 3, Line 37)	115,328,340	113,636,875
<b>DETAILS OF WRITE-INS</b>		
0501. Contingency reserve contribution per Wisconsin Administrative Code Section Insurance 3.09(14) .....	597,915	746,080
0502. 120 month release of statutory contingency reserve .....	(11,470,423)	(3,005,429)
0503. ....		
0598. Summary of remaining write-ins for Line 5 from overflow page .....		
0599. Totals (Lines 0501 thru 0503 plus 0598)(Line 5 above)	(10,872,508)	(2,259,349)
1401. ....		
1402. ....		
1403. ....		
1498. Summary of remaining write-ins for Line 14 from overflow page .....		
1499. Totals (Lines 1401 thru 1403 plus 1498)(Line 14 above)		
3701. ....		
3702. ....		
3703. ....		
3798. Summary of remaining write-ins for Line 37 from overflow page .....		
3799. Totals (Lines 3701 thru 3703 plus 3798)(Line 37 above)		

ANNUAL STATEMENT FOR THE YEAR 2023 OF THE MGIC INDEMNITY CORPORATION

**CASH FLOW**

	1	2
	Current Year	Prior Year
<b>Cash from Operations</b>		
1. Premiums collected net of reinsurance .....	(40,072)	113,344
2. Net investment income .....	5,564,546	4,792,317
3. Miscellaneous income .....	115	483
4. Total (Lines 1 through 3) .....	5,524,589	4,906,144
5. Benefit and loss related payments .....	16,653	(28,712)
6. Net transfers to Separate Accounts, Segregated Accounts and Protected Cell Accounts .....		
7. Commissions, expenses paid and aggregate write-ins for deductions .....	286,484	352,967
8. Dividends paid to policyholders .....		
9. Federal and foreign income taxes paid (recovered) net of \$ ..... (157,862) tax on capital gains (losses) .....	3,567,979	898,557
10. Total (Lines 5 through 9) .....	3,871,116	1,222,812
11. Net cash from operations (Line 4 minus Line 10) .....	1,653,473	3,683,332
<b>Cash from Investments</b>		
12. Proceeds from investments sold, matured or repaid:		
12.1 Bonds .....	14,233,892	22,868,724
12.2 Stocks .....		
12.3 Mortgage loans .....		
12.4 Real estate .....		
12.5 Other invested assets .....		
12.6 Net gains or (losses) on cash, cash equivalents and short-term investments .....	(1,000)	(324)
12.7 Miscellaneous proceeds .....	810,000	(760,000)
12.8 Total investment proceeds (Lines 12.1 to 12.7) .....	15,042,892	22,108,400
13. Cost of investments acquired (long-term only):		
13.1 Bonds .....	11,498,871	26,468,834
13.2 Stocks .....		
13.3 Mortgage loans .....		
13.4 Real estate .....		
13.5 Other invested assets .....		
13.6 Miscellaneous applications .....		
13.7 Total investments acquired (Lines 13.1 to 13.6) .....	11,498,871	26,468,834
14. Net increase/(decrease) in contract loans and premium notes .....		
15. Net cash from investments (Line 12.8 minus Line 13.7 minus Line 14) .....	3,544,021	(4,360,434)
<b>Cash from Financing and Miscellaneous Sources</b>		
16. Cash provided (applied):		
16.1 Surplus notes, capital notes .....		
16.2 Capital and paid in surplus, less treasury stock .....		
16.3 Borrowed funds .....		
16.4 Net deposits on deposit-type contracts and other insurance liabilities .....		
16.5 Dividends to stockholders .....	4,841,138	
16.6 Other cash provided (applied) .....	963	(28,501)
17. Net cash from financing and miscellaneous sources (Lines 16.1 to 16.4 minus Line 16.5 plus Line 16.6) .....	(4,840,175)	(28,501)
<b>RECONCILIATION OF CASH, CASH EQUIVALENTS AND SHORT-TERM INVESTMENTS</b>		
18. Net change in cash, cash equivalents and short-term investments (Line 11, plus Lines 15 and 17) .....	357,319	(705,603)
19. Cash, cash equivalents and short-term investments:		
19.1 Beginning of year .....	6,998,991	7,704,594
19.2 End of period (Line 18 plus Line 19.1) .....	7,356,310	6,998,991

Note: Supplemental disclosures of cash flow information for non-cash transactions:

20.0001. Line 12.1 Bonds – Dividend paid to Parent .....	6,458,862	
20.0002. Line 16.5 Dividends to stockholders – Dividend paid to Parent .....	6,458,862	

ANNUAL STATEMENT FOR THE YEAR 2023 OF THE MGIC INDEMNITY CORPORATION

**UNDERWRITING AND INVESTMENT EXHIBIT**

PART 1 - PREMIUMS EARNED

Line of Business	1 Net Premiums Written per Column 6, Part 1B	2 Unearned Premiums Dec. 31 Prior Year - per Col. 3, Last Year's Part 1	3 Unearned Premiums Dec. 31 Current Year - per Col. 5 Part 1A	4 Premiums Earned During Year (Cols. 1 + 2 - 3)
1. Fire .....				
2.1 Allied lines .....				
2.2 Multiple peril crop .....				
2.3 Federal flood .....				
2.4 Private crop .....				
2.5 Private flood .....				
3. Farmowners multiple peril .....				
4. Homeowners multiple peril .....				
5.1 Commercial multiple peril (non-liability portion) .....				
5.2 Commercial multiple peril (liability portion) .....				
6. Mortgage guaranty .....	4,080	3,486,898	2,382,193	1,108,785
8. Ocean marine .....				
9. Inland marine .....				
10. Financial guaranty .....				
11.1 Medical professional liability - occurrence .....				
11.2 Medical professional liability - claims-made .....				
12. Earthquake .....				
13.1 Comprehensive (hospital and medical) individual .....				
13.2 Comprehensive (hospital and medical) group .....				
14. Credit accident and health (group and individual) .....				
15.1 Vision only .....				
15.2 Dental only .....				
15.3 Disability income .....				
15.4 Medicare supplement .....				
15.5 Medicaid Title XIX .....				
15.6 Medicare Title XVIII .....				
15.7 Long-term care .....				
15.8 Federal employees health benefits plan .....				
15.9 Other health .....				
16. Workers' compensation .....				
17.1 Other liability - occurrence .....				
17.2 Other liability - claims-made .....				
17.3 Excess workers' compensation .....				
18.1 Products liability - occurrence .....				
18.2 Products liability - claims-made .....				
19.1 Private passenger auto no-fault (personal injury protection) .....				
19.2 Other private passenger auto liability.....				
19.3 Commercial auto no-fault (personal injury protection) .....				
19.4 Other commercial auto liability.....				
21.1 Private passenger auto physical damage .....				
21.2 Commercial auto physical damage .....				
22. Aircraft (all perils) .....				
23. Fidelity .....				
24. Surety .....				
26. Burglary and theft .....				
27. Boiler and machinery .....				
28. Credit .....				
29. International .....				
30. Warranty .....				
31. Reinsurance - nonproportional assumed property .....				
32. Reinsurance - nonproportional assumed liability .....				
33. Reinsurance - nonproportional assumed financial lines .....				
34. Aggregate write-ins for other lines of business .....				
35. TOTALS	4,080	3,486,898	2,382,193	1,108,785
<b>DETAILS OF WRITE-INS</b>				
3401. ....				
3402. ....				
3403. ....				
3498. Summary of remaining write-ins for Line 34 from overflow page .....				
3499. Totals (Lines 3401 thru 3403 plus 3498)(Line 34 above)				

ANNUAL STATEMENT FOR THE YEAR 2023 OF THE MGIC INDEMNITY CORPORATION

**UNDERWRITING AND INVESTMENT EXHIBIT**

PART 1A - RECAPITULATION OF ALL PREMIUMS

Line of Business	1 Amount Unearned (Running One Year or Less from Date of Policy) (a)	2 Amount Unearned (Running More Than One Year from Date of Policy) (a)	3 Earned But Unbilled Premium	4 Reserve for Rate Credits and Retrospective Adjustments Based on Experience	5 Total Reserve for Unearned Premiums Cols. 1 + 2 + 3 + 4
1. Fire .....					
2.1 Allied lines .....					
2.2 Multiple peril crop .....					
2.3 Federal flood .....					
2.4 Private crop .....					
2.5 Private flood .....					
3. Farmowners multiple peril .....					
4. Homeowners multiple peril .....					
5.1 Commercial multiple peril (non-liability portion) .....					
5.2 Commercial multiple peril (liability portion) .....					
6. Mortgage guaranty .....		2,382,193			2,382,193
8. Ocean marine .....					
9. Inland marine .....					
10. Financial guaranty .....					
11.1 Medical professional liability - occurrence .....					
11.2 Medical professional liability - claims-made .....					
12. Earthquake .....					
13.1 Comprehensive (hospital and medical) individual .....					
13.2 Comprehensive (hospital and medical) group .....					
14. Credit accident and health (group and individual) .....					
15.1 Vision only .....					
15.2 Dental only .....					
15.3 Disability income .....					
15.4 Medicare supplement .....					
15.5 Medicaid Title XIX .....					
15.6 Medicare Title XVIII .....					
15.7 Long-term care .....					
15.8 Federal employees health benefits plan .....					
15.9 Other health .....					
16. Workers' compensation .....					
17.1 Other liability - occurrence .....					
17.2 Other liability - claims-made .....					
17.3 Excess workers' compensation .....					
18.1 Products liability - occurrence .....					
18.2 Products liability - claims-made .....					
19.1 Private passenger auto no-fault (personal injury protection) .....					
19.2 Other private passenger auto liability.....					
19.3 Commercial auto no-fault (personal injury protection) .....					
19.4 Other commercial auto liability.....					
21.1 Private passenger auto physical damage .....					
21.2 Commercial auto physical damage .....					
22. Aircraft (all perils) .....					
23. Fidelity .....					
24. Surety .....					
26. Burglary and theft .....					
27. Boiler and machinery .....					
28. Credit .....					
29. International .....					
30. Warranty .....					
31. Reinsurance - nonproportional assumed property .....					
32. Reinsurance - nonproportional assumed liability .....					
33. Reinsurance - nonproportional assumed financial lines .....					
34. Aggregate write-ins for other lines of business .....					
35. TOTALS		2,382,193			2,382,193
36. Accrued retrospective premiums based on experience .....					
37. Earned but unbilled premiums .....					
38. Balance (Sum of Line 35 through 37)					2,382,193
<b>DETAILS OF WRITE-INS</b>					
3401. ....					
3402. ....					
3403. ....					
3498. Summary of remaining write-ins for Line 34 from overflow page .....					
3499. Totals (Lines 3401 thru 3403 plus 3498)(Line 34 above)					

(a) State here basis of computation used in each case One year - monthly pro rata; more than one year - per Wisconsin Administrative Code Section 3.09(13)(b); monthly policies as coverage is provided .....

ANNUAL STATEMENT FOR THE YEAR 2023 OF THE MGIC INDEMNITY CORPORATION

**UNDERWRITING AND INVESTMENT EXHIBIT**

PART 1B - PREMIUMS WRITTEN

Line of Business	1	Reinsurance Assumed		Reinsurance Ceded		6 Net Premiums Written Cols. 1+2+3-4-5
	Direct Business (a)	2 From Affiliates	3 From Non-Affiliates	4 To Affiliates	5 To Non-Affiliates	
1. Fire .....						
2.1 Allied lines .....						
2.2 Multiple peril crop .....						
2.3 Federal flood .....						
2.4 Private crop .....						
2.5 Private flood .....						
3. Farmowners multiple peril .....						
4. Homeowners multiple peril .....						
5.1 Commercial multiple peril (non-liability portion) .....						
5.2 Commercial multiple peril (liability portion)						
6. Mortgage guaranty .....	48,500			44,420		4,080
8. Ocean marine .....						
9. Inland marine .....						
10. Financial guaranty .....						
11.1 Medical professional liability - occurrence						
11.2 Medical professional liability - claims- made .....						
12. Earthquake .....						
13.1 Comprehensive (hospital and medical) individual .....						
13.2 Comprehensive (hospital and medical) group .....						
14. Credit accident and health (group and individual) .....						
15.1 Vision only .....						
15.2 Dental only .....						
15.3 Disability income .....						
15.4 Medicare supplement .....						
15.5 Medicaid Title XIX .....						
15.6 Medicare Title XVIII .....						
15.7 Long-term care .....						
15.8 Federal employees health benefits plan ...						
15.9 Other health .....						
16. Workers' compensation .....						
17.1 Other liability - occurrence .....						
17.2 Other liability - claims-made .....						
17.3 Excess workers' compensation .....						
18.1 Products liability - occurrence .....						
18.2 Products liability - claims-made .....						
19.1 Private passenger auto no-fault (personal injury protection) .....						
19.2 Other private passenger auto liability.....						
19.3 Commercial auto no-fault (personal injury protection) .....						
19.4 Other commercial auto liability.....						
21.1 Private passenger auto physical damage .						
21.2 Commercial auto physical damage .....						
22. Aircraft (all perils) .....						
23. Fidelity .....						
24. Surety .....						
26. Burglary and theft .....						
27. Boiler and machinery .....						
28. Credit .....						
29. International .....						
30. Warranty .....						
31. Reinsurance - nonproportional assumed property .....	XXX					
32. Reinsurance - nonproportional assumed liability .....	XXX					
33. Reinsurance - nonproportional assumed financial lines .....	XXX					
34. Aggregate write-ins for other lines of business .....						
35. TOTALS	48,500			44,420		4,080
<b>DETAILS OF WRITE-INS</b>						
3401. ....						
3402. ....						
3403. ....						
3498. Summary of remaining write-ins for Line 34 from overflow page .....						
3499. Totals (Lines 3401 thru 3403 plus 3498)(Line 34 above)						

(a) Does the company's direct premiums written include premiums recorded on an installment basis? Yes [ ] No [ X ]

If yes: 1. The amount of such installment premiums \$ .....

2. Amount at which such installment premiums would have been reported had they been reported on an annualized basis \$ .....



ANNUAL STATEMENT FOR THE YEAR 2023 OF THE MGIC INDEMNITY CORPORATION

**UNDERWRITING AND INVESTMENT EXHIBIT**

PART 2 - LOSSES PAID AND INCURRED

Line of Business	Losses Paid Less Salvage				5 Net Losses Unpaid Current Year (Part 2A , Col. 8)	6 Net Losses Unpaid Prior Year	7 Losses Incurred Current Year (Cols. 4 + 5 - 6)	8 Percentage of Losses Incurred (Col. 7, Part 2) to Premiums Earned (Col. 4, Part 1)
	1 Direct Business	2 Reinsurance Assumed	3 Reinsurance Recovered	4 Net Payments (Cols. 1 + 2 -3 )				
1. Fire .....								
2.1 Allied lines .....								
2.2 Multiple peril crop .....								
2.3 Federal flood .....								
2.4 Private crop .....								
2.5 Private flood .....								
3. Farmowners multiple peril .....								
4. Homeowners multiple peril .....								
5.1 Commercial multiple peril (non-liability portion) .....								
5.2 Commercial multiple peril (liability portion) .....								
6. Mortgage guaranty .....	135,174		135,174		101,321	311,841	(210,520)	(19.0)
8. Ocean marine .....								
9. Inland marine .....								
10. Financial guaranty .....								
11.1 Medical professional liability - occurrence .....								
11.2 Medical professional liability - claims-made .....								
12. Earthquake .....								
13.1 Comprehensive (hospital and medical) individual .....								
13.2 Comprehensive (hospital and medical) group .....								
14. Credit accident and health (group and individual) .....								
15.1 Vision only .....								
15.2 Dental only .....								
15.3 Disability income .....								
15.4 Medicare supplement .....								
15.5 Medicaid Title XIX .....								
15.6 Medicare Title XVIII .....								
15.7 Long-term care .....								
15.8 Federal employees health benefits plan .....								
15.9 Other health .....								
16. Workers' compensation .....								
17.1 Other liability - occurrence .....								
17.2 Other liability - claims-made .....								
17.3 Excess workers' compensation .....								
18.1 Products liability - occurrence .....								
18.2 Products liability - claims-made .....								
19.1 Private passenger auto no-fault (personal injury protection) .....								
19.2 Other private passenger auto liability .....								
19.3 Commercial auto no-fault (personal injury protection) .....								
19.4 Other commercial auto liability .....								
21.1 Private passenger auto physical damage .....								
21.2 Commercial auto physical damage .....								
22. Aircraft (all perils) .....								
23. Fidelity .....								
24. Surety .....								
26. Burglary and theft .....								
27. Boiler and machinery .....								
28. Credit .....								
29. International .....								
30. Warranty .....								
31. Reinsurance - nonproportional assumed property .....	XXX							
32. Reinsurance - nonproportional assumed liability .....	XXX							
33. Reinsurance - nonproportional assumed financial lines .....	XXX							
34. Aggregate write-ins for other lines of business .....								
35. TOTALS	135,174		135,174		101,321	311,841	(210,520)	(19.0)
<b>DETAILS OF WRITE-INS</b>								
3401. ....								
3402. ....								
3403. ....								
3498. Summary of remaining write-ins for Line 34 from overflow page .....								
3499. Totals (Lines 3401 thru 3403 plus 3498)(Line 34 above)								

ANNUAL STATEMENT FOR THE YEAR 2023 OF THE MGIC INDEMNITY CORPORATION

**UNDERWRITING AND INVESTMENT EXHIBIT**

PART 2A - UNPAID LOSSES AND LOSS ADJUSTMENT EXPENSES

Line of Business	Reported Losses				Incurred But Not Reported			8 Net Losses Unpaid (Cols. 4 + 5 + 6 - 7)	9 Net Unpaid Loss Adjustment Expenses
	1 Direct	2 Reinsurance Assumed	3 Deduct Reinsurance Recoverable	4 Net Losses Excl. Incurred But Not Reported (Cols. 1 + 2 - 3)	5 Direct	6 Reinsurance Assumed	7 Reinsurance Ceded		
1. Fire .....									
2.1 Allied lines .....									
2.2 Multiple peril crop .....									
2.3 Federal flood .....									
2.4 Private crop .....									
2.5 Private flood .....									
3. Farmowners multiple peril .....									
4. Homeowners multiple peril .....									
5.1 Commercial multiple peril (non-liability portion) .....									
5.2 Commercial multiple peril (liability portion) .....									
6. Mortgage guaranty .....	709,071		608,906	100,165	19,145		17,989	101,321	2,786
8. Ocean marine .....									
9. Inland marine .....									
10. Financial guaranty .....									
11.1 Medical professional liability - occurrence .....									
11.2 Medical professional liability - claims-made .....									
12. Earthquake .....									
13.1 Comprehensive (hospital and medical) individual .....								(a)	
13.2 Comprehensive (hospital and medical) group .....								(a)	
14. Credit accident and health (group and individual) .....									
15.1 Vision only .....								(a)	
15.2 Dental only .....								(a)	
15.3 Disability income .....								(a)	
15.4 Medicare supplement .....								(a)	
15.5 Medicaid Title XIX .....								(a)	
15.6 Medicare Title XVIII .....								(a)	
15.7 Long-term care .....								(a)	
15.8 Federal employees health benefits plan .....								(a)	
15.9 Other health .....								(a)	
16. Workers' compensation .....									
17.1 Other liability - occurrence .....									
17.2 Other liability - claims-made .....									
17.3 Excess workers' compensation .....									
18.1 Products liability - occurrence .....									
18.2 Products liability - claims-made .....									
19.1 Private passenger auto no-fault (personal injury protection) .....									
19.2 Other private passenger auto liability .....									
19.3 Commercial auto no-fault (personal injury protection) .....									
19.4 Other commercial auto liability .....									
21.1 Private passenger auto physical damage .....									
21.2 Commercial auto physical damage .....									
22. Aircraft (all perils) .....									
23. Fidelity .....									
24. Surety .....									
26. Burglary and theft .....									
27. Boiler and machinery .....									
28. Credit .....									
29. International .....									
30. Warranty .....									
31. Reinsurance - nonproportional assumed property .....	XXX				XXX				
32. Reinsurance - nonproportional assumed liability .....	XXX				XXX				
33. Reinsurance - nonproportional assumed financial lines .....	XXX				XXX				
34. Aggregate write-ins for other lines of business .....									
35. TOTALS .....	709,071		608,906	100,165	19,145		17,989	101,321	2,786
<b>DETAILS OF WRITE-INS</b>									
3401. ....									
3402. ....									
3403. ....									
3498. Summary of remaining write-ins for Line 34 from overflow page .....									
3499. Totals (Lines 3401 thru 3403 plus 3498)(Line 34 above) .....									

(a) Including \$ ..... for present value of life indemnity claims reported in Lines 13 and 15.

ANNUAL STATEMENT FOR THE YEAR 2023 OF THE MGIC INDEMNITY CORPORATION

**UNDERWRITING AND INVESTMENT EXHIBIT**

PART 3 - EXPENSES

	1	2	3	4
	Loss Adjustment Expenses	Other Underwriting Expenses	Investment Expenses	Total
1. Claim adjustment services:				
1.1 Direct .....	(10,911)			(10,911)
1.2 Reinsurance assumed .....				
1.3 Reinsurance ceded .....	(5,123)			(5,123)
1.4 Net claim adjustment service (1.1 + 1.2 - 1.3) .....	(5,788)			(5,788)
2. Commission and brokerage:				
2.1 Direct excluding contingent .....				
2.2 Reinsurance assumed, excluding contingent .....				
2.3 Reinsurance ceded, excluding contingent .....		8,882		8,882
2.4 Contingent - direct .....				
2.5 Contingent - reinsurance assumed .....				
2.6 Contingent - reinsurance ceded .....				
2.7 Policy and membership fees .....				
2.8 Net commission and brokerage (2.1 + 2.2 - 2.3 + 2.4 + 2.5 - 2.6 + 2.7) ..		(8,882)		(8,882)
3. Allowances to managers and agents .....				
4. Advertising .....				
5. Boards, bureaus and associations .....		202,917		202,917
6. Surveys and underwriting reports .....				
7. Audit of assureds' records .....				
8. Salary and related items:				
8.1 Salaries .....				
8.2 Payroll taxes .....				
9. Employee relations and welfare .....				
10. Insurance .....				
11. Directors' fees .....				
12. Travel and travel items .....				
13. Rent and rent items .....				
14. Equipment .....				
15. Cost or depreciation of EDP equipment and software .....				
16. Printing and stationery .....				
17. Postage, telephone and telegraph, exchange and express .....		216	383	599
18. Legal and auditing .....			16,000	16,000
19. Totals (Lines 3 to 18) .....		203,133	16,383	219,516
20. Taxes, licenses and fees:				
20.1 State and local insurance taxes deducting guaranty association credits of \$ .....		2,590		2,590
20.2 Insurance department licenses and fees .....		78,510		78,510
20.3 Gross guaranty association assessments .....				
20.4 All other (excluding federal and foreign income and real estate) .....		(516)		(516)
20.5 Total taxes, licenses and fees (20.1 + 20.2 + 20.3 + 20.4) .....		80,584		80,584
21. Real estate expenses .....				
22. Real estate taxes .....				
23. Reimbursements by uninsured plans .....				
24. Aggregate write-ins for miscellaneous expenses .....		11,010	64,000	75,010
25. Total expenses incurred .....	(5,788)	285,845	80,383	360,440
26. Less unpaid expenses - current year .....	2,786	(82,888)	18,384	(61,718)
27. Add unpaid expenses - prior year .....	8,575	(81,045)	16,607	(55,863)
28. Amounts receivable relating to uninsured plans, prior year .....				
29. Amounts receivable relating to uninsured plans, current year .....				
30. TOTAL EXPENSES PAID (Lines 25 - 26 + 27 - 28 + 29)	1	287,688	78,606	366,295
<b>DETAILS OF WRITE-INS</b>				
2401. Investment management fees .....			64,000	64,000
2402. Outside services hired .....		1,136		1,136
2403. Other .....		9,874		9,874
2498. Summary of remaining write-ins for Line 24 from overflow page .....				
2499. Totals (Lines 2401 thru 2403 plus 2498)(Line 24 above)		11,010	64,000	75,010

(a) Includes management fees of \$ 9,700 to affiliates and \$ to non-affiliates.

ANNUAL STATEMENT FOR THE YEAR 2023 OF THE MGIC INDEMNITY CORPORATION

**EXHIBIT OF NET INVESTMENT INCOME**

	1 Collected During Year	2 Earned During Year
1. U.S. Government bonds	(a) 277,597	277,019
1.1 Bonds exempt from U.S. tax	(a) 76,996	36,084
1.2 Other bonds (unaffiliated)	(a) 4,466,385	4,386,436
1.3 Bonds of affiliates	(a)	
2.1 Preferred stocks (unaffiliated)	(b)	
2.11 Preferred stocks of affiliates	(b)	
2.2 Common stocks (unaffiliated)		
2.21 Common stocks of affiliates		
3. Mortgage loans	(c)	
4. Real estate	(d)	
5. Contract loans		
6. Cash, cash equivalents and short-term investments	(e) 421,862	420,041
7. Derivative instruments	(f)	
8. Other invested assets		
9. Aggregate write-ins for investment income		
10. Total gross investment income	5,242,840	5,119,580
11. Investment expenses		(g) 80,383
12. Investment taxes, licenses and fees, excluding federal income taxes		(g)
13. Interest expense		(h)
14. Depreciation on real estate and other invested assets		(i)
15. Aggregate write-ins for deductions from investment income		
16. Total deductions (Lines 11 through 15)		80,383
17. Net investment income (Line 10 minus Line 16)		5,039,197
<b>DETAILS OF WRITE-INS</b>		
0901.		
0902.		
0903.		
0998. Summary of remaining write-ins for Line 9 from overflow page		
0999. Totals (Lines 0901 thru 0903 plus 0998) (Line 9, above)		
1501.		
1502.		
1503.		
1598. Summary of remaining write-ins for Line 15 from overflow page		
1599. Totals (Lines 1501 thru 1503 plus 1598) (Line 15, above)		

- (a) Includes \$ 88,513 accrual of discount less \$ 480,219 amortization of premium and less \$ 35,765 paid for accrued interest on purchases.
- (b) Includes \$ accrual of discount less \$ amortization of premium and less \$ paid for accrued dividends on purchases.
- (c) Includes \$ accrual of discount less \$ amortization of premium and less \$ paid for accrued interest on purchases.
- (d) Includes \$ for company's occupancy of its own buildings; and excludes \$ interest on encumbrances.
- (e) Includes \$ accrual of discount less \$ amortization of premium and less \$ paid for accrued interest on purchases.
- (f) Includes \$ accrual of discount less \$ amortization of premium.
- (g) Includes \$ investment expenses and \$ investment taxes, licenses and fees, excluding federal income taxes, attributable to segregated and Separate Accounts.
- (h) Includes \$ interest on surplus notes and \$ interest on capital notes.
- (i) Includes \$ depreciation on real estate and \$ depreciation on other invested assets.

**EXHIBIT OF CAPITAL GAINS (LOSSES)**

	1	2	3	4	5
	Realized Gain (Loss) On Sales or Maturity	Other Realized Adjustments	Total Realized Capital Gain (Loss) (Columns 1 + 2)	Change in Unrealized Capital Gain (Loss)	Change in Unrealized Foreign Exchange Capital Gain (Loss)
1. U.S. Government bonds					
1.1 Bonds exempt from U.S. tax					
1.2 Other bonds (unaffiliated)	(905,667)		(905,667)		
1.3 Bonds of affiliates					
2.1 Preferred stocks (unaffiliated)					
2.11 Preferred stocks of affiliates					
2.2 Common stocks (unaffiliated)					
2.21 Common stocks of affiliates					
3. Mortgage loans					
4. Real estate					
5. Contract loans					
6. Cash, cash equivalents and short-term investments	(938)		(938)	(62)	
7. Derivative instruments					
8. Other invested assets					
9. Aggregate write-ins for capital gains (losses)					
10. Total capital gains (losses)	(906,605)		(906,605)	(62)	
<b>DETAILS OF WRITE-INS</b>					
0901.					
0902.					
0903.					
0998. Summary of remaining write-ins for Line 9 from overflow page					
0999. Totals (Lines 0901 thru 0903 plus 0998) (Line 9, above)					

ANNUAL STATEMENT FOR THE YEAR 2023 OF THE MGIC INDEMNITY CORPORATION

**EXHIBIT OF NON-ADMITTED ASSETS**

	1	2	3
	Current Year Total Nonadmitted Assets	Prior Year Total Nonadmitted Assets	Change in Total Nonadmitted Assets (Col. 2 - Col. 1)
1. Bonds (Schedule D) .....			
2. Stocks (Schedule D):			
2.1 Preferred stocks .....			
2.2 Common stocks .....			
3. Mortgage loans on real estate (Schedule B):			
3.1 First liens .....			
3.2 Other than first liens.....			
4. Real estate (Schedule A):			
4.1 Properties occupied by the company .....			
4.2 Properties held for the production of income.....			
4.3 Properties held for sale .....			
5. Cash (Schedule E - Part 1), cash equivalents (Schedule E - Part 2) and short-term investments (Schedule DA) .....			
6. Contract loans .....			
7. Derivatives (Schedule DB) .....			
8. Other invested assets (Schedule BA) .....			
9. Receivables for securities .....			
10. Securities lending reinvested collateral assets (Schedule DL) .....			
11. Aggregate write-ins for invested assets .....			
12. Subtotals, cash and invested assets (Lines 1 to 11) .....			
13. Title plants (for Title insurers only) .....			
14. Investment income due and accrued .....			
15. Premiums and considerations:			
15.1 Uncollected premiums and agents' balances in the course of collection .....			
15.2 Deferred premiums, agents' balances and installments booked but deferred and not yet due ..			
15.3 Accrued retrospective premiums and contracts subject to redetermination .....			
16. Reinsurance:			
16.1 Amounts recoverable from reinsurers .....			
16.2 Funds held by or deposited with reinsured companies .....			
16.3 Other amounts receivable under reinsurance contracts .....			
17. Amounts receivable relating to uninsured plans .....			
18.1 Current federal and foreign income tax recoverable and interest thereon .....			
18.2 Net deferred tax asset .....	435,876	823,812	387,936
19. Guaranty funds receivable or on deposit .....			
20. Electronic data processing equipment and software .....			
21. Furniture and equipment, including health care delivery assets .....			
22. Net adjustment in assets and liabilities due to foreign exchange rates .....			
23. Receivables from parent, subsidiaries and affiliates .....			
24. Health care and other amounts receivable .....			
25. Aggregate write-ins for other than invested assets .....	40,583		(40,583)
26. Total assets excluding Separate Accounts, Segregated Accounts and Protected Cell Accounts (Lines 12 to 25) .....	476,459	823,812	347,353
27. From Separate Accounts, Segregated Accounts and Protected Cell Accounts .....			
28. Total (Lines 26 and 27) .....	476,459	823,812	347,353
<b>DETAILS OF WRITE-INS</b>			
1101. ....			
1102. ....			
1103. ....			
1198. Summary of remaining write-ins for Line 11 from overflow page .....			
1199. Totals (Lines 1101 thru 1103 plus 1198)(Line 11 above)			
2501. Prepaid expenses .....	40,583		(40,583)
2502. ....			
2503. ....			
2598. Summary of remaining write-ins for Line 25 from overflow page .....			
2599. Totals (Lines 2501 thru 2503 plus 2598)(Line 25 above)	40,583		(40,583)

## NOTES TO FINANCIAL STATEMENTS

### 1. Summary of Significant Accounting Policies and Going Concern

#### A. Accounting Practices

The financial statements of MGIC Indemnity Corporation (“MIC”) are presented on the basis of accounting practices prescribed or permitted by the Office of the Commissioner of Insurance of the State of Wisconsin (“OCI”). The OCI recognizes only statutory accounting practices prescribed or permitted by the State of Wisconsin for determining and reporting the financial condition and results of operations of an insurance company, for determining its solvency under the Wisconsin insurance law. The National Association of Insurance Commissioners’ (“NAIC”) *Accounting Practices and Procedures Manual* (“NAIC SAP”) has been adopted as a component of prescribed practices by the OCI. The OCI has adopted certain prescribed accounting practices that differ from those found in NAIC SAP. Specifically, Wisconsin domiciled companies record changes in the contingency reserve through the income statement as an underwriting deduction. In NAIC SAP, changes in the contingency reserve are recorded directly to unassigned surplus. In addition, Wisconsin domiciled companies’ annual contribution to the contingency reserve is calculated as the greater of a) fifty percent of earned premium or b) one-seventh of the result of the minimum policyholders’ position calculation provided under Wisconsin Administrative Code Section Insurance 3.09(14). In NAIC SAP, the annual contribution to the contingency reserve is fifty percent of earned premium. The OCI has the right to permit other specific practices that deviate from prescribed practices. A reconciliation of our net income and capital and surplus between NAIC SAP and practices prescribed by the OCI is shown below:

	SSAP #	F/S Page	F/S Line #	2023	2022
<b>NET INCOME</b>					
(1) MIC state basis (Page 4, Line 20, Columns 1 & 2)	XXX	XXX	XXX	\$ 12,919,472	\$ 7,191,450
(2) State Prescribed Practices that are an increase/(decrease) from NAIC SAP					
Change in contingency reserve	00	4	5	10,872,508	2,259,349
(3) State Permitted Practices that are an increase/(decrease) from NAIC SAP				—	—
(4) NAIC SAP (1-2-3=4)	XXX	XXX	XXX	<u>\$ 2,046,964</u>	<u>\$ 4,932,101</u>
<b>SURPLUS</b>					
(5) MIC state basis (Page 3, Line 37, Columns 1 & 2)	XXX	XXX	XXX	\$ 115,328,340	\$ 113,636,875
(6) State Prescribed Practices that are an increase/(decrease) from NAIC SAP					
Accumulated difference in contingency reserve	00	3	37	(43,522)	—
(7) State Permitted Practices that are an increase/(decrease) from NAIC SAP				—	—
(8) NAIC SAP (5-6-7=8)	XXX	XXX	XXX	<u>\$ 115,371,862</u>	<u>\$ 113,636,875</u>

#### B. Use of Estimates in the Preparation of the Financial Statements

The preparation of financial statements in conformity with statutory accounting principles requires management to make estimates and assumptions that affect the reported amounts of assets and liabilities and disclosure of contingent assets and liabilities at the date of the financial statements and the reported amounts of revenues and expenses during the reporting period. Actual results could differ from those estimates.

#### C. Accounting Policy

- (1) Short-term investments are stated at either fair value or amortized cost, with amortization using the modified scientific method.
- (2) Generally, bonds are stated at amortized cost and are amortized using the modified scientific method in accordance with SSAP No. 26R, Bonds (“SSAP No. 26R”). We do not own any mandatory convertible securities or SVO-identified investments identified in SSAP No. 26R.
- (3) We own no common stock.
- (4) We own no preferred stock.
- (5) We own no mortgage loans.
- (6) Loan-backed securities are measured using the retrospective or prospective method and stated at amortized cost or fair value in accordance with their NAIC designation.
- (7) We own no investments in subsidiaries, controlled and affiliated companies.
- (8) We own no investments in joint ventures, partnerships or limited liability companies.
- (9) We own no derivative instruments.
- (10) We do not utilize anticipated investment income as a factor in the premium deficiency calculation performed in accordance with SSAP No. 58, Mortgage Guaranty Insurance.
- (11) Case reserves and loss adjustment expenses (“LAE”) reserves are established when notices of delinquency on insured mortgage loans are received. Such loans are referred to as being in our delinquency inventory. We consider a loan delinquent when it is two or more payments past due and has not become current or resulted in a claim payment. Consistent with industry standards for mortgage insurers, we do not establish case reserves for future claims on insured loans which are not currently delinquent. Case reserves are established by estimating the number of loans in our delinquency inventory that will result in a claim payment, which is referred to as the claim rate, and further estimating the amount of the claim payment, which is referred to as claim severity. Our case reserve estimates are primarily established based upon historical experience, including rescissions of policies, curtailments of claims, and loan modification activity. Adjustments to reserve estimates are reflected in the financial statements in the years in which the adjustments are made.

Incurred but not reported (“IBNR”) reserves are established for delinquencies estimated to have occurred prior to the close of an accounting period, but not yet reported to us. Consistent with case reserves for reported delinquencies, IBNR reserves are also established using estimated claim rates and claim severities.

LAE reserves are established for the estimated costs of settling claims, including legal and other expenses.

Loss reserves are ceded to reinsurers under our reinsurance agreements.

Estimation of losses is inherently judgmental. The conditions that affect the claim rate and claim severity include the current and future state of the domestic economy, including unemployment and the current and future strength of local housing markets; exposure on insured loans; the amount of time between delinquency and claim filing (all else being equal, the longer the period between delinquency and claim filing, the greater the severity); and curtailments and rescissions. The actual amount of the claim payments may be substantially different than our loss reserve estimates. Our estimates could be adversely affected by several factors, including a deterioration of regional or national economic conditions, including unemployment, leading to a reduction in borrowers’ income and thus their ability to make mortgage payments, and a drop in housing values which may affect borrower willingness to continue to make mortgage payments when the value of the home is below the mortgage balance. Loss reserves in future periods will also be dependent on the number of loans reported to us as delinquent. Changes to our estimates could result in a material impact to our results of operations and financial position, even in a stable economic environment. Given the uncertainty of the macroeconomic environment, including the effectiveness of loss mitigation efforts, changes in home prices and changes in unemployment, our loss reserve estimates may continue to be impacted.

(12) See Note 10E.

(13) We do not have any pharmaceutical rebate receivables.

#### D. Going Concern

Based upon its evaluation of relevant conditions and events, management does not have substantial doubt about our ability to continue as a going concern.

### 2. Accounting Changes and Corrections of Errors – not applicable

### 3. Business Combinations and Goodwill – not applicable

### 4. Discontinued Operations – not applicable

### 5. Investments

#### A. Mortgage Loans, including Mezzanine Real Estate Loans – not applicable

#### B. Debt Restructuring – not applicable

#### C. Reverse Mortgages – not applicable

**ANNUAL STATEMENT FOR THE YEAR 2023 OF THE MGIC INDEMNITY CORPORATION**

D. Loan-Backed Securities

- (1) Prepayment assumptions for mortgage-backed/loan-backed and structured securities were obtained from investment banker surveys or internal estimates.
- (2) We did not recognize any other-than-temporary impairments (“OTTI”) in the current reporting period.
- (3) We do not currently hold any securities for which an OTTI has been recognized.
- (4) All impaired securities for which an OTTI has not been recognized in earnings as a realized loss:
  - a. The aggregate amount of unrealized losses:
    1. Less than 12 months \$ 0
    2. 12 months or longer \$ 383,563
  - b. The aggregate related fair value of securities with unrealized losses:
    1. Less than 12 months \$ 0
    2. 12 months or longer \$ 12,672,569
- (5) All loan-backed and structured securities in an unrealized loss position were reviewed for potential OTTIs; however, we have the intent and ability to hold these securities long enough to recover our cost basis. Cash flow analysis and credit research were used to support the conclusion that impairments are not other-than-temporary. The unrealized losses were primarily caused by an increase in prevailing interest rates.

E. Dollar Repurchase Agreements and/or Securities Lending Transactions – not applicable

F. Repurchase Agreements Transactions Accounted for as Secured Borrowing – not applicable

G. Reverse Repurchase Agreements Transactions Accounted for as Secured Borrowing – not applicable

H. Repurchase Agreements Transactions Accounted for as a Sale – not applicable

I. Reverse Repurchase Agreements Transactions Accounted for as a Sale – not applicable

J. Real Estate – not applicable

K. Low-Income Housing Tax Credits (“LIHTC”) – not applicable

L. Restricted Assets

(1) Restricted Assets (Including Pledged)

Restricted Asset Category	Gross (Admitted & Nonadmitted) Restricted						
	Current Year					6	7
	1	2	3	4	5		
Total General Account (G/A)	G/A Supporting Protected Cell Account Activity (a)	Total Protected Cell Account Restricted Assets	Protected Cell Account Assets Supporting G/A Activity (b)	Total (1 plus 3)	Total From Prior Year	Increase/ (Decrease) (5 minus 6)	
a. Subject to contractual obligation for which liability is not shown	\$ —	\$ —	\$ —	\$ —	\$ —	\$ —	\$ —
b. Collateral held under security lending agreements	—	—	—	—	—	—	—
c. Subject to repurchase agreements	—	—	—	—	—	—	—
d. Subject to reverse repurchase agreements	—	—	—	—	—	—	—
e. Subject to dollar repurchase agreements	—	—	—	—	—	—	—
f. Subject to dollar reverse repurchase agreements	—	—	—	—	—	—	—
g. Placed under option contracts	—	—	—	—	—	—	—
h. Letter stock or securities restricted as to sale - excluding FHLB capital stock	—	—	—	—	—	—	—
i. FHLB capital stock	—	—	—	—	—	—	—
j. On deposit with states	4,467,641	—	—	—	4,467,641	4,465,865	1,776
k. On deposit with other regulatory bodies	—	—	—	—	—	—	—
l. Pledged collateral to FHLB (including assets backing funding agreements)	—	—	—	—	—	—	—
m. Pledged as collateral not captured in other categories	6,857,119	—	—	—	6,857,119	6,916,734	(59,615)
n. Other restricted assets	—	—	—	—	—	—	—
<b>o. Total Restricted Assets (Sum of a through n)</b>	<b>\$ 11,324,760</b>	<b>\$ —</b>	<b>\$ —</b>	<b>\$ —</b>	<b>\$ 11,324,760</b>	<b>\$ 11,382,599</b>	<b>\$ (57,839)</b>

Restricted Asset Category	Current Year			
	8	9	Percentage	
			10	11
Total Nonadmitted Restricted	Total Admitted Restricted (5 minus 8)	Gross (Admitted & Nonadmitted) Restricted to Total Assets (c)	Admitted Restricted to Total Admitted Assets (d)	
a. Subject to contractual obligation for which liability is not shown	\$ —	\$ —	— %	— %
b. Collateral held under security lending agreements	—	—	— %	— %
c. Subject to repurchase agreements	—	—	— %	— %
d. Subject to reverse repurchase agreements	—	—	— %	— %
e. Subject to dollar repurchase agreements	—	—	— %	— %
f. Subject to dollar reverse repurchase agreements	—	—	— %	— %
g. Placed under option contracts	—	—	— %	— %
h. Letter stock or securities restricted as to sale - excluding FHLB capital stock	—	—	— %	— %
i. FHLB capital stock	—	—	— %	— %
j. On deposit with states	—	4,467,641	2.77 %	2.78 %
k. On deposit with other regulatory bodies	—	—	— %	— %
l. Pledged collateral to FHLB (including assets backing funding agreements)	—	—	— %	— %
m. Pledged as collateral not captured in other categories	—	6,857,119	4.25 %	4.27 %
n. Other restricted assets	—	—	— %	— %
<b>o. Total Restricted Assets (Sum of a through n)</b>	<b>\$ —</b>	<b>\$ 11,324,760</b>	<b>7.02 %</b>	<b>7.05 %</b>

**ANNUAL STATEMENT FOR THE YEAR 2023 OF THE MGIC INDEMNITY CORPORATION**

- (a) Subset of column 1
- (b) Subset of column 3
- (c) Column 5 divided by Asset Page, Column 1, Line 28
- (d) Column 9 divided by Asset Page, Column 3, Line 28

(2) Detail of Assets Pledged as Collateral Not Captured in Other Categories

Description of Assets	Gross (Admitted & Nonadmitted) Restricted						Percentage			
	Current Year					6	7	8	9	10
	1	2	3	4	5					
	Total General Account (G/A)	G/A Supporting Protected Cell Account Activity (a)	Total Protected Cell Account Restricted Assets	Protected Cell Account Supporting G/A Activity (b)	Total (1 plus 3)	Total From Prior Year	Increase/ (Decrease) (5 minus 6)	Total Current Year Admitted Restricted	Gross (Admitted & Nonadmitted) Restricted to Total Assets	Admitted Restricted to Total Admitted Assets
Collateral for insurance transactions	\$ 6,857,119	\$ —	\$ —	\$ —	\$ 6,857,119	\$ 6,916,734	\$ (59,615)	\$ 6,857,119	4.25 %	4.27 %
Total (c)	\$ 6,857,119	\$ —	\$ —	\$ —	\$ 6,857,119	\$ 6,916,734	\$ (59,615)	\$ 6,857,119	4.25 %	4.27 %

- (a) Subset of column 1
- (b) Subset of column 3
- (c) Total Line for Columns 1 through 7 should equal 5L(1)m Columns 1 through 7 respectively and Total Line for Columns 8 through 10 should equal 5L(1)m Columns 9 through 11 respectively

(3) Detail of Other Restricted Assets – not applicable

(4) Collateral Received and Reflected as Assets Within the Reporting Entity’s Financial Statements – not applicable

- M. Working Capital Finance Investments – not applicable
- N. Offsetting and Netting of Assets and Liabilities – not applicable
- O. 5GI Securities – not applicable
- P. Short Sales – not applicable
- Q. Prepayment Penalty and Acceleration Fees

There were no long-term bond disposals in 2023 that generated investment income because of a prepayment penalty and/or acceleration fee.

R. Reporting Entity’s Share of Cash Pool by Asset Type – not applicable

- 6. Joint Ventures, Partnerships and Limited Liability Companies – not applicable
- 7. Investment Income – not applicable
- 8. Derivative Instruments – not applicable
- 9. Income Taxes

A. The components of the net deferred tax asset/(liability) as of December 31 are as follows:

1.	12/31/2023			12/31/2022			Change		
	(1) Ordinary	(2) Capital	(3) Total	(4) Ordinary	(5) Capital	(6) Total	(7) Ordinary	(8) Capital	(9) Total
(a) Gross Deferred Tax Assets	\$ 2,067,800	\$ 63,659	\$ 2,131,459	\$ 2,361,072	\$ 34,165	\$ 2,395,237	\$ (293,272)	\$ 29,494	\$ (263,778)
(b) Statutory Valuation Allowance Adjustments	—	—	—	—	—	—	—	—	—
(c) Adjusted Gross Deferred Tax Assets (1a - 1b)	\$ 2,067,800	\$ 63,659	\$ 2,131,459	\$ 2,361,072	\$ 34,165	\$ 2,395,237	\$ (293,272)	\$ 29,494	\$ (263,778)
(d) Deferred Tax Assets Nonadmitted	398,500	37,376	435,876	803,511	20,301	823,812	(405,011)	17,075	(387,936)
(e) Subtotal Net Admitted Deferred Tax Asset (1c - 1d)	\$ 1,669,300	\$ 26,283	\$ 1,695,583	\$ 1,557,561	\$ 13,864	\$ 1,571,425	\$ 111,739	\$ 12,419	\$ 124,158
(f) Deferred Tax Liabilities	1,579	26,283	27,862	2,478	13,864	16,342	(899)	12,419	11,520
(g) Net Admitted Deferred Tax Asset/(Net Deferred Tax Liability) (1e - 1f)	\$ 1,667,721	\$ —	\$ 1,667,721	\$ 1,555,083	\$ —	\$ 1,555,083	\$ 112,638	\$ —	\$ 112,638

2.	12/31/2023			12/31/2022			Change		
	(1) Ordinary	(2) Capital	(3) (Col 1 + 2) Total	(4) Ordinary	(5) Capital	(6) (Col 4 + 5) Total	(7) (Col 1 - 4) Ordinary	(8) (Col 2 - 5) Capital	(9) (Col 7 + 8) Total
(a) Federal Income Taxes Paid In Prior Years Recoverable Through Loss Carrybacks	\$ 1,195,923	\$ —	\$ 1,195,923	\$ 1,062,348	\$ —	\$ 1,062,348	\$ 133,575	\$ —	\$ 133,575
(b) Adjusted Gross Deferred Tax Assets Expected To Be Realized (Excluding The Amount Of Deferred Tax Assets From 2(a) above) After Application of the Threshold Limitation. (The Lesser of 2(b)1 and 2(b)2 Below)	471,798	—	471,798	492,735	—	492,735	(20,937)	—	(20,937)
1. Adjusted Gross Deferred Tax Assets Expected to be Realized Following the Balance Sheet Date	471,798	—	471,798	492,735	—	492,735	(20,937)	—	(20,937)
2. Adjusted Gross Deferred Tax Assets Allowed per Limitation Threshold	xxx	xxx	17,049,093	xxx	xxx	16,812,269	xxx	xxx	236,824
(c) Adjusted Gross Deferred Tax Assets (Excluding The Amount Of Deferred Tax Assets From 2(a) and 2(b) above) Offset by Gross Deferred Tax Liabilities	1,579	26,283	27,862	2,478	13,864	16,342	(899)	12,419	11,520
(d) Deferred Tax Assets Admitted as the result of application of SSAP No. 101 Total (2(a) + 2(b) + 2(c))	\$ 1,669,300	\$ 26,283	\$ 1,695,583	\$ 1,557,561	\$ 13,864	\$ 1,571,425	\$ 111,739	\$ 12,419	\$ 124,158

Admission Calculation Components SSAP No. 101

(a) Federal Income Taxes Paid In Prior Years Recoverable Through Loss Carrybacks	\$ 1,195,923	\$ —	\$ 1,195,923	\$ 1,062,348	\$ —	\$ 1,062,348	\$ 133,575	\$ —	\$ 133,575
(b) Adjusted Gross Deferred Tax Assets Expected To Be Realized (Excluding The Amount Of Deferred Tax Assets From 2(a) above) After Application of the Threshold Limitation. (The Lesser of 2(b)1 and 2(b)2 Below)	471,798	—	471,798	492,735	—	492,735	(20,937)	—	(20,937)
1. Adjusted Gross Deferred Tax Assets Expected to be Realized Following the Balance Sheet Date	471,798	—	471,798	492,735	—	492,735	(20,937)	—	(20,937)
2. Adjusted Gross Deferred Tax Assets Allowed per Limitation Threshold	xxx	xxx	17,049,093	xxx	xxx	16,812,269	xxx	xxx	236,824
(c) Adjusted Gross Deferred Tax Assets (Excluding The Amount Of Deferred Tax Assets From 2(a) and 2(b) above) Offset by Gross Deferred Tax Liabilities	1,579	26,283	27,862	2,478	13,864	16,342	(899)	12,419	11,520
(d) Deferred Tax Assets Admitted as the result of application of SSAP No. 101 Total (2(a) + 2(b) + 2(c))	\$ 1,669,300	\$ 26,283	\$ 1,695,583	\$ 1,557,561	\$ 13,864	\$ 1,571,425	\$ 111,739	\$ 12,419	\$ 124,158



**ANNUAL STATEMENT FOR THE YEAR 2023 OF THE MGIC INDEMNITY CORPORATION**

	2023	2022
3.		
(a) Ratio Percentage Used To Determine Recovery Period And Threshold Limitation Amount	3,622 %	3,572 %
(b) Amount Of Adjusted Capital And Surplus Used To Determine Recovery Period And Threshold Limitation In 2(b)2 Above	\$ 156,462,605	\$ 165,756,285

4. We did not assume the benefit of future tax planning strategies in our valuation of gross deferred tax assets as of December 31, 2023 or 2022.

12/31/2023		12/31/2022		Change	
(1)	(2)	(3)	(4)	(5)	(6)
Ordinary	Capital	Ordinary	Capital	(Col 1 - 3) Ordinary	(Col 2 - 4) Capital

**Impact of Tax Planning Strategies**

(a) Determination Of Adjusted Gross Deferred Tax Assets And Net Admitted Deferred Tax Assets, By Tax Character As A Percentage

1. Adjusted Gross DTAs Amount From Note 9A1(c)	\$ 2,067,800	\$ 63,659	\$ 2,361,072	\$ 34,165	\$ (293,272)	\$ 29,494
2. Percentage Of Adjusted Gross DTAs By Tax Character Attributable To The Impact Of Tax Planning Strategies	0.00 %	0.00 %	0.00 %	0.00 %	0.00 %	0.00 %
3. Net Admitted Adjusted Gross DTAs Amount From Note 9A1(e)	\$ 1,669,300	\$ 26,283	\$ 1,557,561	\$ 13,864	\$ 111,739	\$ 12,419
4. Percentage Of Net Admitted Adjusted Gross DTAs By Tax Character Admitted Because Of The Impact Of Tax Planning Strategies	0.00 %	0.00 %	0.00 %	0.00 %	0.00 %	0.00 %

(b) Does the Company's tax-planning strategies include the use of reinsurance?

Yes \_\_\_\_\_ No \_\_\_\_\_

B. Not applicable

**ANNUAL STATEMENT FOR THE YEAR 2023 OF THE MGIC INDEMNITY CORPORATION**

C. Current income taxes incurred consist of the following major components:

	(1)	(2)	(3)
	12/31/2023	12/31/2022	(Col 1 - 2) Change
<b>1. Current Income Tax:</b>			
(a) Federal	\$ 3,315,378	\$ 1,543,559	\$ 1,771,819
(b) Foreign	—	—	—
(c) Subtotal (1a + 1b)	\$ 3,315,378	\$ 1,543,559	\$ 1,771,819
(d) Federal income tax on net capital gains	(190,387)	(657)	(189,730)
(e) Utilization of capital loss carry-forwards	—	—	—
(f) Other	—	—	—
(g) Federal and foreign income taxes incurred (1c + 1d + 1e + 1f)	<u>\$3,124,991</u>	<u>\$1,542,902</u>	<u>\$1,582,089</u>
<b>2. Deferred Tax Assets:</b>			
(a) Ordinary			
(1) Discounting of unpaid losses	\$ 587	\$ 3,316	\$ (2,729)
(2) Unearned premium reserve	100,061	146,483	(46,422)
(3) Policyholder reserves	—	—	—
(4) Investments	—	—	—
(5) Deferred acquisition costs	—	—	—
(6) Policyholder dividends accrual	—	—	—
(7) Fixed assets	—	—	—
(8) Compensation and benefits accrual	—	—	—
(9) Pension accrual	—	—	—
(10) Receivables - nonadmitted	—	—	—
(11) Net operating loss carry-forward	—	—	—
(12) Tax credit carry-forward	—	—	—
(13) Other	1,967,152	2,211,273	(244,121)
(99) Subtotal (sun of 2a1 through 2a13)	\$ 2,067,800	\$ 2,361,072	\$ (293,272)
(b) Statutory valuation allowance adjustment	—	—	—
(c) Nonadmitted	398,500	803,511	(405,011)
(d) Admitted ordinary deferred tax assets (2a99 - 2b - 2c)	\$ 1,669,300	\$ 1,557,561	\$ 111,739
(e) Capital:			
(1) Investments	63,659	34,165	29,494
(2) Net capital loss carry-forward	—	—	—
(3) Real estate	—	—	—
(4) Other	—	—	—
(99) Subtotal (2e1 + 2e2 + 2e3 + 2e4)	\$ 63,659	\$ 34,165	\$ 29,494
(f) Statutory valuation allowance adjustment	—	—	—
(g) Nonadmitted	37,376	20,301	17,075
(h) Admitted capital deferred tax assets (2e99 - 2f - 2g)	\$ 26,283	\$ 13,864	\$ 12,419
(i) Admitted deferred tax assets (2d + 2h)	<u>\$ 1,695,583</u>	<u>\$ 1,571,425</u>	<u>\$ 124,158</u>
<b>3. Deferred Tax Liabilities:</b>			
(a) Ordinary			
(1) Investments	\$ —	\$ —	\$ —
(2) Fixed assets	—	—	—
(3) Deferred and uncollected premium	—	—	—
(4) Policyholder reserves	—	—	—
(5) Other	1,579	2,478	(899)
(99) Subtotal (3a1 + 3a2 + 3a3 + 3a4)	\$ 1,579	\$ 2,478	\$ (899)
(b) Capital			
(1) Investments	26,283	13,864	12,419
(2) Real Estate	—	—	—
(3) Other	—	—	—
(99) Subtotal (3b1 + 3b2 + 3b3)	\$ 26,283	\$ 13,864	\$ 12,419
(c) Deferred tax liabilities (3a99 + 3b99)	<u>\$ 27,862</u>	<u>\$ 16,342</u>	<u>\$ 11,520</u>
4. Net deferred tax assets/(liabilities) (2i - 3c)	<u>\$ 1,667,721</u>	<u>\$ 1,555,083</u>	<u>\$ 112,638</u>

Note to Table 9.C: The Other Ordinary Deferred Tax Asset on Line 2(a)(13) is related to contingency reserve for December 31, 2023 and 2022, respectively.

D. The reconciliation of federal income taxes incurred at the federal tax rate of 21% to reported federal income taxes incurred is as follows:

	12/31/2023	12/31/2022
Federal income taxes incurred computed at statutory rate	\$ 3,369,337	\$ 1,834,214
Tax exempt investment income	(5,683)	(16,208)
Other	36,648	—
Total statutory income taxes	<u>\$ 3,400,302</u>	<u>\$ 1,818,006</u>
Federal and foreign income taxes incurred (incl. capital gain tax)	\$ 3,124,991	\$ 1,542,902
Change in net deferred income taxes	275,311	275,104
Total statutory income taxes	<u>\$ 3,400,302</u>	<u>\$ 1,818,006</u>

E. The amount of federal income taxes incurred and available for recoupment in the event of future net losses – for current year \$3,316,227; for first preceding year \$1,557,538; for the second preceding year \$0.

# ANNUAL STATEMENT FOR THE YEAR 2023 OF THE MGIC INDEMNITY CORPORATION

F. Our Federal Income Tax return is consolidated with the following entities:

MGIC Investment Corporation	MGIC Assurance Corporation
Mortgage Guaranty Insurance Corporation	MGIC Investor Services Corporation
MGIC Reinsurance Corporation of Vermont	MGIC Insurance Services Corporation
MGIC Credit Assurance Corporation	

The method of allocation between the companies is subject to written agreement. Allocation is based upon separate return calculations with current credit for losses that were utilized or could have been utilized. Tax and loss bonds are assumed to be purchased and held to the extent allowable. Inter-company tax balances are settled quarterly. As of December 31, 2023, we owned tax and loss bonds of \$3 million.

On August 16, 2022, the Inflation Reduction Act (the "IRA") was enacted and signed into law in the United States. The IRA includes provisions for a 15% corporate minimum tax effective in 2023. We are not an applicable corporation that is subject to the corporate minimum tax.

- G. Not applicable
- H. Repatriation Transition Tax (RTT) – not applicable
- I. Alternative Minimum Tax (AMT) Credit – not applicable
- 10. Information Concerning Parent, Subsidiaries, Affiliates and Other Related Parties
  - B. On March 23, 2023, we paid an ordinary dividend of \$11.3 million to our Parent, Mortgage Guaranty Insurance Corporation ("MGIC"). The dividend paid consisted of cash and investment securities. In addition, during 2023 and 2022, we remitted cash to MGIC of \$3,566,979 and \$900,275, respectively, for inter-company tax settlements.
  - C. Transactions with a related party who is not reported on Schedule Y – not applicable
  - D. We have reinsurance agreements with MGIC to cede our net risk in force for business written prior to 2014. The reinsurance balance due to us from MGIC as of December 31, 2023 was \$42,408. The reinsurance balance due to MGIC from us as of December 31, 2022 was \$138,806. Reinsurance balances are settled quarterly, the month following the end of each quarter. In addition, as of December 31, 2023 and 2022, we reported \$49,566 and \$8,020 as amounts payable to MGIC, respectively. These balances are settled monthly.
  - E. MGIC is the owner of one building in Milwaukee, Wisconsin. The building is occupied and used as common office space by us and most of our affiliates. Through cost sharing agreements, MGIC provides us administrative services such as cash collection, payroll, accounting, personnel and data processing
  - F. Guarantees and Undertakings – not applicable
  - G. All our outstanding shares are owned by our Parent, MGIC, an insurance company domiciled in the State of Wisconsin.
  - H. Upstream Intermediate Company – not applicable
  - I. Investments in SCA Exceeding 10% of Admitted Assets – not applicable
  - J. Investment in Impaired SCA – not applicable
  - K. Investment in Foreign Insurance Subsidiary – not applicable
  - L. Investment in Downstream Non-insurance Holding Company – not applicable
  - M. All SCA Investments – not applicable
  - N. Investment in Insurance SCAs – not applicable
  - O. SCA and SSAP No. 48 Entity Loss Tracking – not applicable
- 11. Debt – not applicable
- 12. Retirement Plans, Deferred Compensation, Postemployment Benefits and Compensated Absences and Other Postretirement Benefit Plans
  - A. Defined Benefit Plan – not applicable
  - B. Benefit Plan Investment Policies and Strategies – not applicable
  - C. Fair Value of Benefit Plan Assets – not applicable
  - D. Rate of Return Assumptions on Benefit Plan Assets – not applicable
  - E. Defined Contribution Plans – not applicable
  - F. Multiemployer Plans – not applicable
  - G. Consolidated/Holding Company Plans - MGIC's Parent, MGIC Investment Corporation, sponsors a defined benefit pension plan, a postretirement benefit plan and a profit sharing and 401(k) savings plan covering substantially all employees. We have no legal obligation for benefits under these plans.
  - H. Postemployment Benefits and Compensated Absences – not applicable
  - I. Impact of Medicare Modernization Act on Post Retirement Benefits (INT 04-17) – not applicable
- 13. Capital and Surplus, Dividend Restrictions and Quasi-Reorganizations
  - A. As of December 31, 2023, we had 2,000 shares of \$2,000 par value common capital stock authorized and 1,794 shares issued and outstanding.
  - B. We have no preferred stock outstanding.
  - C. The maximum amount of dividends which can be paid by State of Wisconsin insurance companies to shareholders is subject to restrictions relating to statutory surplus and income. In 2024 we can pay \$11.5 million of dividends without regulatory approval.
  - D. We paid an ordinary dividend to MGIC of \$11.3 million on March 23, 2023. We paid no dividends to MGIC in 2022.
  - E. Within the limitations of C. above, there are no restrictions placed on the portion of our profits that may be paid as ordinary dividends to shareholders.
  - F. There were no restrictions placed on our unassigned surplus, except for the Minimum Policyholders' Position required by Wisconsin Administrative Code Ins. 3.09(5).
  - G. We have not made any advances to surplus.
  - H. We hold no stock for special purposes.
  - I. We have no special surplus funds.
  - J. The portion of unassigned funds (surplus) represented or reduced by cumulative unrealized gains and losses was insignificant as of December 31, 2023. We reported no cumulative unrealized gains and losses as of December 31, 2022.
  - K. Surplus Notes – not applicable
  - L. We have not undergone a quasi-reorganization.
  - M. We have not undergone a quasi-reorganization.
- 14. Liabilities, Contingencies and Assessments – not applicable
- 15. Leases – not applicable
- 16. Information About Financial Instruments With Off-Balance Sheet Risk and Financial Instruments with Concentrations of Credit Risk – not applicable
- 17. Sale, Transfer and Servicing of Financial Assets and Extinguishments of Liabilities – not applicable
- 18. Gain or Loss to the Reporting Entity from Uninsured Plans and the Uninsured Portion of Partially Insured Plans – not applicable
- 19. Direct Premium Written/Produced by Managing General Agents/Third Party Administrators – not applicable
- 20. Fair Value Measurement
  - A. Assets and Liabilities Measured and Reported at Fair Value
    - (1) Fair Value Measurements at Reporting Date

We applied the following fair value hierarchy in order to measure fair value for assets and liabilities:

Level 1 – Quoted prices for identical instruments in active markets that we can access.

Level 2 – Quoted prices for similar instruments in active markets that we can access; quoted prices for identical or similar instruments in markets that are not active; and inputs, other than quoted prices, that are observable in the marketplace for the financial instrument. The observable inputs are used in valuation models to calculate the fair value of the instruments.

Level 3 – Valuations derived from valuation techniques in which one or more significant inputs or value drivers are unobservable. The inputs used to derive the fair value of Level 3 securities reflect our own assumptions about the assumptions a market participant would use in pricing an asset or liability.

**ANNUAL STATEMENT FOR THE YEAR 2023 OF THE MGIC INDEMNITY CORPORATION**

Fair value measurements at reporting date:

	(Level 1)	(Level 2)	(Level 3)	Net Asset Value (NAV)	Total
<b>a. Assets at fair value</b>					
Cash equivalents - Money market mutual funds	\$ 7,164,312	\$ —	\$ —	\$ —	\$ 7,164,312
Total assets at fair value	\$ 7,164,312	\$ —	\$ —	\$ —	\$ 7,164,312
<b>b. Liabilities at fair value</b>					
Total liabilities at fair value	\$ —	\$ —	\$ —	\$ —	\$ —

(2) Fair Value Measurements in Level 3 of the Fair Value Hierarchy – not applicable

(3) Policy on Transfers Into and Out of Level 3

At the end of each reporting period, we evaluate whether or not any event has occurred, or circumstances have changed that would cause a security to be transferred into or out of Level 3. During 2023, there were no transfers into or out of Level 3.

(4) Inputs and Techniques Used for Level 2 and 3 Fair Values

We use independent pricing sources to determine the fair value of our financial instruments, which primarily consist of assets in our bond portfolio, but also includes cash and cash equivalents and restricted cash and cash equivalents. A variety of inputs are used; in approximate order of priority, they are: benchmark yields, reported trades, broker/dealer quotes, issuer spreads, bids, offers, and reference data including market research publications. Market indicators, industry and economic events are also considered. The inputs listed above are evaluated using a multidimensional pricing model. This model combines all inputs to arrive at a value assigned to each security. Quality controls are performed by the independent pricing sources throughout this process, which include reviewing tolerance reports, trading information, data changes, and directional moves compared to market moves.

On a quarterly basis, we perform quality controls over values received from the pricing sources which also include reviewing tolerance reports, data changes, and directional moves compared to market moves. We have not made any adjustments to the prices obtained from the independent pricing sources.

To determine the fair value of financial instruments in Level 1 and 2 of the fair value hierarchy, independent pricing sources, as described above, have been used. One price is provided per security based on observable market data. To ensure securities are appropriately classified in the fair value hierarchy, we review the pricing techniques and methodologies of the independent pricing sources and believe that their policies adequately consider market activity, either based on specific transactions for the issue valued or based on modeling of securities with similar credit quality, duration, yield and structure that were recently traded.

B. Other Fair Value Disclosures – not applicable

C. Aggregate Fair Value for All Financial Instruments

The following tables set forth the aggregate fair values, admitted asset values and level of fair value amounts for financial instruments held as of December 31, 2023 and 2022:

December 31, 2023	Aggregate Fair Value	Admitted Asset Value	Level 1	Level 2	Level 3	Net Asset Value (NAV)	Not Practicable (Carrying Value)
Bonds	\$ 135,676,828	\$ 150,285,325	\$ 13,753,637	\$ 121,923,191	\$ —	\$ —	\$ —
Cash equivalents	7,164,312	7,164,312	7,164,312	—	—	—	—

December 31, 2022	Aggregate Fair Value	Admitted Asset Value	Level 1	Level 2	Level 3	Net Asset Value (NAV)	Not Practicable (Carrying Value)
Bonds	\$ 139,982,901	\$ 160,776,581	\$ 11,610,472	\$ 128,372,429	\$ —	\$ —	\$ —
Cash equivalents	6,391,650	6,391,650	6,391,650	—	—	—	—

See Note 20A(4) for information on the determination of the fair value of Level 1 and Level 2 financial instruments.

D. Not Practicable to Estimate Fair Value – not applicable

21. Other Items – not applicable

22. Events Subsequent

We have considered subsequent events through February 21, 2024.

23. Reinsurance

A. Unsecured Reinsurance Recoverables

We have no unsecured reinsurance recoverable that exceeds 3% of our policyholders' surplus.

B. Reinsurance Recoverable in Dispute

We have no reinsurance recoverable on paid and unpaid losses (including IBNR) in dispute.

C. Reinsurance Assumed and Ceded

(1) The maximum amount of return commission which would have been due reinsurers if all reinsurance contracts had been canceled as of December 31, 2023 with the return of unearned premium reserve is as follows:

	ASSUMED REINSURANCE		CEDED REINSURANCE		NET	
	Premium Reserve	Commission Equity	Premium Reserve	Commission Equity	Premium Reserve	Commission Equity
a. Affiliates	\$ —	\$ —	\$ 1,192	\$ 238	\$ (1,192)	\$ (238)
b. All Other	—	—	—	—	—	—
c. Total	<u>\$ —</u>	<u>\$ —</u>	<u>\$ 1,192</u>	<u>\$ 238</u>	<u>\$ (1,192)</u>	<u>\$ (238)</u>

d. Direct Unearned Premium Reserve

\$ 2,383,385

(2) Not applicable

(3) Not applicable

D. Uncollectible Reinsurance – not applicable

E. Commutation of Ceded Reinsurance – not applicable

F. Retroactive Reinsurance – not applicable

G. Reinsurance Accounted for as a Deposit – not applicable

H. Disclosures for the Transfer of Property and Casualty Run-off Agreements – not applicable

I. Certified Reinsurer Rating Downgraded or Status Subject to Revocation – not applicable

J. Reinsurance Agreements Qualifying for Reinsurer Aggregation – not applicable

K. Reinsurance Credit – not applicable

24. Retrospectively Rated Contracts & Contracts Subject to Redetermination – not applicable

25. Change in Incurred Losses and Loss Adjustment Expenses

A. Reserves as of December 31, 2022 were \$320 thousand. As of December 31, 2023, there have been no payments for incurred losses and loss adjustment expenses attributable to insured events of prior years. Reserves remaining for prior years are now \$36 thousand as a result of re-estimation of unpaid claims and claim adjustment expenses. Therefore, there has been \$284 thousand of favorable prior year development from December 31, 2022 to December 31, 2023. The decrease is generally the result of ongoing analysis of recent loss development trends. Original estimates are increased or decreased as additional information becomes known regarding individual claims. We did not adjust premiums based on past claim activity.

B. Not applicable

26. Intercompany Pooling Arrangements – not applicable

ANNUAL STATEMENT FOR THE YEAR 2023 OF THE MGIC INDEMNITY CORPORATION

- 27. Structured Settlements – not applicable
- 28. Health Care Receivables – not applicable
- 29. Participating Policies – not applicable
- 30. Premium Deficiency Reserves
  - 1. Liability carried for premium deficiency reserves \$0
  - 2. Date of the most recent evaluation of this liability 02/9/2024
  - 3. Was anticipated investment income utilized in the calculation Yes No X
- 31. High Deductibles – not applicable
- 32. Discounting of Liabilities for Unpaid Losses or Unpaid Loss Adjustment Expenses – not applicable
- 33. Asbestos/Environmental Reserves – not applicable
- 34. Subscriber Savings Accounts – not applicable
- 35. Multiple Peril Crop Insurance – not applicable
- 36. Financial Guaranty Insurance – not applicable

**GENERAL INTERROGATORIES**

**PART 1 - COMMON INTERROGATORIES  
GENERAL**

- 1.1 Is the reporting entity a member of an Insurance Holding Company System consisting of two or more affiliated persons, one or more of which is an insurer? ..... Yes [ X ] No [ ]  
If yes, complete Schedule Y, Parts 1, 1A, 2 and 3.
- 1.2 If yes, did the reporting entity register and file with its domiciliary State Insurance Commissioner, Director or Superintendent or with such regulatory official of the state of domicile of the principal insurer in the Holding Company System, a registration statement providing disclosure substantially similar to the standards adopted by the National Association of Insurance Commissioners (NAIC) in its Model Insurance Holding Company System Regulatory Act and model regulations pertaining thereto, or is the reporting entity subject to standards and disclosure requirements substantially similar to those required by such Act and regulations? ..... Yes [ X ] No [ ] N/A [ ]
- 1.3 State Regulating? ..... Wisconsin
- 1.4 Is the reporting entity publicly traded or a member of a publicly traded group? ..... Yes [ X ] No [ ]
- 1.5 If the response to 1.4 is yes, provide the CIK (Central Index Key) code issued by the SEC for the entity/group. .... 0000876437
- 2.1 Has any change been made during the year of this statement in the charter, by-laws, articles of incorporation, or deed of settlement of the reporting entity? ..... Yes [ ] No [ X ]
- 2.2 If yes, date of change: .....
- 3.1 State as of what date the latest financial examination of the reporting entity was made or is being made. .... 12/31/2021
- 3.2 State the as of date that the latest financial examination report became available from either the state of domicile or the reporting entity. This date should be the date of the examined balance sheet and not the date the report was completed or released. .... 12/31/2021
- 3.3 State as of what date the latest financial examination report became available to other states or the public from either the state of domicile or the reporting entity. This is the release date or completion date of the examination report and not the date of the examination (balance sheet date). .... 03/06/2023
- 3.4 By what department or departments?  
Office of the Commissioner of Insurance of the State of Wisconsin .....
- 3.5 Have all financial statement adjustments within the latest financial examination report been accounted for in a subsequent financial statement filed with Departments? ..... Yes [ ] No [ ] N/A [ X ]
- 3.6 Have all of the recommendations within the latest financial examination report been complied with? ..... Yes [ ] No [ ] N/A [ X ]
- 4.1 During the period covered by this statement, did any agent, broker, sales representative, non-affiliated sales/service organization or any combination thereof under common control (other than salaried employees of the reporting entity), receive credit or commissions for or control a substantial part (more than 20 percent of any major line of business measured on direct premiums) of:  
4.11 sales of new business? ..... Yes [ ] No [ X ]  
4.12 renewals? ..... Yes [ ] No [ X ]
- 4.2 During the period covered by this statement, did any sales/service organization owned in whole or in part by the reporting entity or an affiliate, receive credit or commissions for or control a substantial part (more than 20 percent of any major line of business measured on direct premiums) of:  
4.21 sales of new business? ..... Yes [ ] No [ X ]  
4.22 renewals? ..... Yes [ ] No [ X ]
- 5.1 Has the reporting entity been a party to a merger or consolidation during the period covered by this statement? ..... Yes [ ] No [ X ]  
If yes, complete and file the merger history data file with the NAIC.
- 5.2 If yes, provide the name of the entity, NAIC Company Code, and state of domicile (use two letter state abbreviation) for any entity that has ceased to exist as a result of the merger or consolidation.

1 Name of Entity	2 NAIC Company Code	3 State of Domicile

- 6.1 Has the reporting entity had any Certificates of Authority, licenses or registrations (including corporate registration, if applicable) suspended or revoked by any governmental entity during the reporting period? ..... Yes [ ] No [ X ]
- 6.2 If yes, give full information: .....
- 7.1 Does any foreign (non-United States) person or entity directly or indirectly control 10% or more of the reporting entity? ..... Yes [ ] No [ X ]
- 7.2 If yes,  
7.21 State the percentage of foreign control; ..... %  
7.22 State the nationality(s) of the foreign person(s) or entity(s); or if the entity is a mutual or reciprocal, the nationality of its manager or attorney-in-fact and identify the type of entity(s) (e.g., individual, corporation, government, manager or attorney-in-fact).

1 Nationality	2 Type of Entity

ANNUAL STATEMENT FOR THE YEAR 2023 OF THE MGIC INDEMNITY CORPORATION

**GENERAL INTERROGATORIES**

- 8.1 Is the company a subsidiary of a depository institution holding company (DIHC) or a DIHC itself, regulated by the Federal Reserve Board? ..... Yes [ ] No [ X ]
- 8.2 If the response to 8.1 is yes, please identify the name of the DIHC.  
.....
- 8.3 Is the company affiliated with one or more banks, thrifts or securities firms? ..... Yes [ ] No [ X ]
- 8.4 If response to 8.3 is yes, please provide below the names and location (city and state of the main office) of any affiliates regulated by a federal regulatory services agency [i.e. the Federal Reserve Board (FRB), the Office of the Comptroller of the Currency (OCC), the Federal Deposit Insurance Corporation (FDIC) and the Securities Exchange Commission (SEC)] and identify the affiliate's primary federal regulator.

1 Affiliate Name	2 Location (City, State)	3 FRB	4 OCC	5 FDIC	6 SEC

- 8.5 Is the reporting entity a depository institution holding company with significant insurance operations as defined by the Board of Governors of Federal Reserve System or a subsidiary of the depository institution holding company? ..... Yes [ ] No [ X ]
- 8.6 If response to 8.5 is no, is the reporting entity a company or subsidiary of a company that has otherwise been made subject to the Federal Reserve Board's capital rule? ..... Yes [ ] No [ X ] N/A [ ]
9. What is the name and address of the independent certified public accountant or accounting firm retained to conduct the annual audit?  
PricewaterhouseCoopers LLP, 833 E. Michigan Street, Milwaukee, WI 53202 .....
- 10.1 Has the insurer been granted any exemptions to the prohibited non-audit services provided by the certified independent public accountant requirements as allowed in Section 7H of the Annual Financial Reporting Model Regulation (Model Audit Rule), or substantially similar state law or regulation? ..... Yes [ ] No [ X ]
- 10.2 If the response to 10.1 is yes, provide information related to this exemption:  
.....
- 10.3 Has the insurer been granted any exemptions related to the other requirements of the Annual Financial Reporting Model Regulation as allowed for in Section 18A of the Model Regulation, or substantially similar state law or regulation? ..... Yes [ ] No [ X ]
- 10.4 If the response to 10.3 is yes, provide information related to this exemption:  
.....
- 10.5 Has the reporting entity established an Audit Committee in compliance with the domiciliary state insurance laws? ..... Yes [ ] No [ ] N/A [ X ]
- 10.6 If the response to 10.5 is no or n/a, please explain.  
We are a wholly-owned subsidiary of a SOX Compliant Entity .....
11. What is the name, address and affiliation (officer/employee of the reporting entity or actuary/consultant associated with an actuarial consulting firm) of the individual providing the statement of actuarial opinion/certification?  
Marc Oberholtzer, PricewaterhouseCoopers LLP, Two Commerce Square, Suite 1800, 2001 Market Street, Philadelphia, PA 19103 .....
- 12.1 Does the reporting entity own any securities of a real estate holding company or otherwise hold real estate indirectly? ..... Yes [ ] No [ X ]
- 12.11 Name of real estate holding company ...
- 12.12 Number of parcels involved .....
- 12.13 Total book/adjusted carrying value ..... \$ .....
- 12.2 If yes, provide explanation  
.....
- 13. FOR UNITED STATES BRANCHES OF ALIEN REPORTING ENTITIES ONLY:**
- 13.1 What changes have been made during the year in the United States manager or the United States trustees of the reporting entity?  
.....
- 13.2 Does this statement contain all business transacted for the reporting entity through its United States Branch on risks wherever located? ..... Yes [ ] No [ ]
- 13.3 Have there been any changes made to any of the trust indentures during the year? ..... Yes [ ] No [ ]
- 13.4 If answer to (13.3) is yes, has the domiciliary or entry state approved the changes? ..... Yes [ ] No [ ] N/A [ ]
- 14.1 Are the senior officers (principal executive officer, principal financial officer, principal accounting officer or controller, or persons performing similar functions) of the reporting entity subject to a code of ethics, which includes the following standards? ..... Yes [ X ] No [ ]
- a. Honest and ethical conduct, including the ethical handling of actual or apparent conflicts of interest between personal and professional relationships;
- b. Full, fair, accurate, timely and understandable disclosure in the periodic reports required to be filed by the reporting entity;
- c. Compliance with applicable governmental laws, rules and regulations;
- d. The prompt internal reporting of violations to an appropriate person or persons identified in the code; and
- e. Accountability for adherence to the code.
- 14.11 If the response to 14.1 is No, please explain:  
.....
- 14.2 Has the code of ethics for senior managers been amended? ..... Yes [ X ] No [ ]
- 14.21 If the response to 14.2 is yes, provide information related to amendment(s).  
The Code was restated to update the format and presentation without substantive changes. ....
- 14.3 Have any provisions of the code of ethics been waived for any of the specified officers? ..... Yes [ ] No [ X ]
- 14.31 If the response to 14.3 is yes, provide the nature of any waiver(s).  
.....

**GENERAL INTERROGATORIES**

- 15.1 Is the reporting entity the beneficiary of a Letter of Credit that is unrelated to reinsurance where the issuing or confirming bank is not on the SVO Bank List? ..... Yes [ ] No [ X ]
- 15.2 If the response to 15.1 is yes, indicate the American Bankers Association (ABA) Routing Number and the name of the issuing or confirming bank of the Letter of Credit and describe the circumstances in which the Letter of Credit is triggered.

1 American Bankers Association (ABA) Routing Number	2 Issuing or Confirming Bank Name	3 Circumstances That Can Trigger the Letter of Credit	4 Amount

**BOARD OF DIRECTORS**

16. Is the purchase or sale of all investments of the reporting entity passed upon either by the board of directors or a subordinate committee thereof? ..... Yes [ X ] No [ ]
17. Does the reporting entity keep a complete permanent record of the proceedings of its board of directors and all subordinate committees thereof? ..... Yes [ X ] No [ ]
18. Has the reporting entity an established procedure for disclosure to its board of directors or trustees of any material interest or affiliation on the part of any of its officers, directors, trustees or responsible employees that is in conflict or is likely to conflict with the official duties of such person? ..... Yes [ X ] No [ ]

**FINANCIAL**

19. Has this statement been prepared using a basis of accounting other than Statutory Accounting Principles (e.g., Generally Accepted Accounting Principles)? ..... Yes [ ] No [ X ]
- 20.1 Total amount loaned during the year (inclusive of Separate Accounts, exclusive of policy loans):
- 20.11 To directors or other officers.....\$ .....
  - 20.12 To stockholders not officers.....\$ .....
  - 20.13 Trustees, supreme or grand (Fraternal Only) ..... \$ .....
- 20.2 Total amount of loans outstanding at the end of year (inclusive of Separate Accounts, exclusive of policy loans):
- 20.21 To directors or other officers.....\$ .....
  - 20.22 To stockholders not officers.....\$ .....
  - 20.23 Trustees, supreme or grand (Fraternal Only) ..... \$ .....
- 21.1 Were any assets reported in this statement subject to a contractual obligation to transfer to another party without the liability for such obligation being reported in the statement? ..... Yes [ ] No [ X ]
- 21.2 If yes, state the amount thereof at December 31 of the current year:
- 21.21 Rented from others.....\$ .....
  - 21.22 Borrowed from others.....\$ .....
  - 21.23 Leased from others .....\$ .....
  - 21.24 Other .....\$ .....
- 22.1 Does this statement include payments for assessments as described in the Annual Statement Instructions other than guaranty fund or guaranty association assessments? ..... Yes [ ] No [ X ]
- 22.2 If answer is yes:
- 22.21 Amount paid as losses or risk adjustment \$ .....
  - 22.22 Amount paid as expenses .....\$ .....
  - 22.23 Other amounts paid .....\$ .....
- 23.1 Does the reporting entity report any amounts due from parent, subsidiaries or affiliates on Page 2 of this statement? ..... Yes [ ] No [ X ]
- 23.2 If yes, indicate any amounts receivable from parent included in the Page 2 amount: ..... \$ .....
- 24.1 Does the insurer utilize third parties to pay agent commissions in which the amounts advanced by the third parties are not settled in full within 90 days? ..... Yes [ ] No [ X ]
- 24.2 If the response to 24.1 is yes, identify the third-party that pays the agents and whether they are a related party.

Name of Third-Party	Is the Third-Party Agent a Related Party (Yes/No)

**INVESTMENT**

- 25.01 Were all the stocks, bonds and other securities owned December 31 of current year, over which the reporting entity has exclusive control, in the actual possession of the reporting entity on said date? (other than securities lending programs addressed in 25.03)..... Yes [ X ] No [ ]



**GENERAL INTERROGATORIES**

- 25.02 If no, give full and complete information, relating thereto  
.....
- 25.03 For securities lending programs, provide a description of the program including value for collateral and amount of loaned securities, and whether collateral is carried on or off-balance sheet. (an alternative is to reference Note 17 where this information is also provided)  
We do not have a security lending program. ....
- 25.04 For the reporting entity's securities lending program, report amount of collateral for conforming programs as outlined in the Risk-Based Capital Instructions. .... \$ .....
- 25.05 For the reporting entity's securities lending program, report amount of collateral for other programs. .... \$ .....
- 25.06 Does your securities lending program require 102% (domestic securities) and 105% (foreign securities) from the counterparty at the outset of the contract? ..... Yes [ ] No [ ] N/A [ X ]
- 25.07 Does the reporting entity non-admit when the collateral received from the counterparty falls below 100%? ..... Yes [ ] No [ ] N/A [ X ]
- 25.08 Does the reporting entity or the reporting entity's securities lending agent utilize the Master Securities lending Agreement (MSLA) to conduct securities lending? ..... Yes [ ] No [ ] N/A [ X ]
- 25.09 For the reporting entity's securities lending program state the amount of the following as of December 31 of the current year:
- 25.091 Total fair value of reinvested collateral assets reported on Schedule DL, Parts 1 and 2. .... \$ .....
- 25.092 Total book/adjusted carrying value of reinvested collateral assets reported on Schedule DL, Parts 1 and 2 ..... \$ .....
- 25.093 Total payable for securities lending reported on the liability page. .... \$ .....

- 26.1 Were any of the stocks, bonds or other assets of the reporting entity owned at December 31 of the current year not exclusively under the control of the reporting entity or has the reporting entity sold or transferred any assets subject to a put option contract that is currently in force? (Exclude securities subject to Interrogatory 21.1 and 25.03). .... Yes [ X ] No [ ]
- 26.2 If yes, state the amount thereof at December 31 of the current year:
- 26.21 Subject to repurchase agreements ..... \$ .....
- 26.22 Subject to reverse repurchase agreements ..... \$ .....
- 26.23 Subject to dollar repurchase agreements ..... \$ .....
- 26.24 Subject to reverse dollar repurchase agreements ..... \$ .....
- 26.25 Placed under option agreements ..... \$ .....
- 26.26 Letter stock or securities restricted as to sale - excluding FHLB Capital Stock ..... \$ .....
- 26.27 FHLB Capital Stock ..... \$ .....
- 26.28 On deposit with states ..... \$ 4,467,641
- 26.29 On deposit with other regulatory bodies ..... \$ .....
- 26.30 Pledged as collateral - excluding collateral pledged to an FHLB ..... \$ 6,857,119
- 26.31 Pledged as collateral to FHLB - including assets backing funding agreements ..... \$ .....
- 26.32 Other ..... \$ .....

26.3 For category (26.26) provide the following:

1 Nature of Restriction	2 Description	3 Amount

- 27.1 Does the reporting entity have any hedging transactions reported on Schedule DB? ..... Yes [ ] No [ X ]
- 27.2 If yes, has a comprehensive description of the hedging program been made available to the domiciliary state? ..... Yes [ ] No [ ] N/A [ X ]  
If no, attach a description with this statement.

LINES 27.3 through 27.5: FOR LIFE/FRATERNAL REPORTING ENTITIES ONLY:

- 27.3 Does the reporting entity utilize derivatives to hedge variable annuity guarantees subject to fluctuations as a result of interest rate sensitivity? ..... Yes [ ] No [ ]
- 27.4 If the response to 27.3 is YES, does the reporting entity utilize:
- 27.41 Special accounting provision of SSAP No. 108 ..... Yes [ ] No [ ]
- 27.42 Permitted accounting practice ..... Yes [ ] No [ ]
- 27.43 Other accounting guidance ..... Yes [ ] No [ ]
- 27.5 By responding YES to 27.41 regarding utilizing the special accounting provisions of SSAP No. 108, the reporting entity attests to the following: ..... Yes [ ] No [ ]
- The reporting entity has obtained explicit approval from the domiciliary state.
  - Hedging strategy subject to the special accounting provisions is consistent with the requirements of VM-21.
  - Actuarial certification has been obtained which indicates that the hedging strategy is incorporated within the establishment of VM-21 reserves and provides the impact of the hedging strategy within the Actuarial Guideline Conditional Tail Expectation Amount.
  - Financial Officer Certification has been obtained which indicates that the hedging strategy meets the definition of a Clearly Defined Hedging Strategy within VM-21 and that the Clearly Defined Hedging Strategy is the hedging strategy being used by the company in its actual day-to-day risk mitigation efforts.
- 28.1 Were any preferred stocks or bonds owned as of December 31 of the current year mandatorily convertible into equity, or, at the option of the issuer, convertible into equity? ..... Yes [ ] No [ X ]
- 28.2 If yes, state the amount thereof at December 31 of the current year. .... \$ .....
29. Excluding items in Schedule E - Part 3 - Special Deposits, real estate, mortgage loans and investments held physically in the reporting entity's offices, vaults or safety deposit boxes, were all stocks, bonds and other securities, owned throughout the current year held pursuant to a custodial agreement with a qualified bank or trust company in accordance with Section 1, III - General Examination Considerations, F. Outsourcing of Critical Functions, Custodial or Safekeeping Agreements of the NAIC Financial Condition Examiners Handbook?..... Yes [ X ] No [ ]

29.01 For agreements that comply with the requirements of the NAIC Financial Condition Examiners Handbook, complete the following:

1 Name of Custodian(s)	2 Custodian's Address
The Northern Trust Company .....	50 South LaSalle Street, Chicago, IL 60603 .....

ANNUAL STATEMENT FOR THE YEAR 2023 OF THE MGIC INDEMNITY CORPORATION

**GENERAL INTERROGATORIES**

29.02 For all agreements that do not comply with the requirements of the NAIC Financial Condition Examiners Handbook, provide the name, location and a complete explanation:

1 Name(s)	2 Location(s)	3 Complete Explanation(s)

29.03 Have there been any changes, including name changes, in the custodian(s) identified in 29.01 during the current year?..... Yes [ ] No [ X ]

29.04 If yes, give full and complete information relating thereto:

1 Old Custodian	2 New Custodian	3 Date of Change	4 Reason

29.05 Investment management – Identify all investment advisors, investment managers, broker/dealers, including individuals that have the authority to make investment decisions on behalf of the reporting entity. For assets that are managed internally by employees of the reporting entity, note as such. ["...that have access to the investment accounts"; "...handle securities"]

1 Name of Firm or Individual	2 Affiliation
Wellington Management Company, LLP .....	U.....
Nathan Abramowski .....	I.....

29.0597 For those firms/individuals listed in the table for Question 29.05, do any firms/individuals unaffiliated with the reporting entity (i.e. designated with a "U") manage more than 10% of the reporting entity's invested assets?..... Yes [ X ] No [ ]

29.0598 For firms/individuals unaffiliated with the reporting entity (i.e. designated with a "U") listed in the table for Question 29.05, does the total assets under management aggregate to more than 50% of the reporting entity's invested assets?..... Yes [ X ] No [ ]

29.06 For those firms or individuals listed in the table for 29.05 with an affiliation code of "A" (affiliated) or "U" (unaffiliated), provide the information for the table below.

1 Central Registration Depository Number	2 Name of Firm or Individual	3 Legal Entity Identifier (LEI)	4 Registered With	5 Investment Management Agreement (IMA) Filed
106595 .....	Wellington Management Company, LLP .....	549300YHP12TEZNLX41 .....	SEC .....	NO.....

30.1 Does the reporting entity have any diversified mutual funds reported in Schedule D, Part 2 (diversified according to the Securities and Exchange Commission (SEC) in the Investment Company Act of 1940 [Section 5(b)(1)])? ..... Yes [ ] No [ X ]

30.2 If yes, complete the following schedule:

1 CUSIP #	2 Name of Mutual Fund	3 Book/Adjusted Carrying Value
30.2999 - Total		

30.3 For each mutual fund listed in the table above, complete the following schedule:

1 Name of Mutual Fund (from above table)	2 Name of Significant Holding of the Mutual Fund	3 Amount of Mutual Fund's Book/Adjusted Carrying Value Attributable to the Holding	4 Date of Valuation

ANNUAL STATEMENT FOR THE YEAR 2023 OF THE MGIC INDEMNITY CORPORATION  
**GENERAL INTERROGATORIES**

31. Provide the following information for all short-term and long-term bonds and all preferred stocks. Do not substitute amortized value or statement value for fair value.

	1	2	3
	Statement (Admitted) Value	Fair Value	Excess of Statement over Fair Value (-), or Fair Value over Statement (+)
31.1 Bonds .....	150,285,325	135,676,828	(14,608,497)
31.2 Preferred stocks .....			
31.3 Totals	150,285,325	135,676,828	(14,608,497)

31.4 Describe the sources or methods utilized in determining the fair values:

Fair values are determined using market prices provided by independent third-party pricing sources. ....

32.1 Was the rate used to calculate fair value determined by a broker or custodian for any of the securities in Schedule D? ..... Yes [ X ] No [ ]

32.2 If the answer to 32.1 is yes, does the reporting entity have a copy of the broker's or custodian's pricing policy (hard copy or electronic copy) for all brokers or custodians used as a pricing source? ..... Yes [ X ] No [ ]

32.3 If the answer to 32.2 is no, describe the reporting entity's process for determining a reliable pricing source for purposes of disclosure of fair value for Schedule D:  
 .....

33.1 Have all the filing requirements of the Purposes and Procedures Manual of the NAIC Investment Analysis Office been followed? ..... Yes [ X ] No [ ]

33.2 If no, list exceptions:  
 .....

34. By self-designating 5GI securities, the reporting entity is certifying the following elements of each self-designated 5GI security:

- a. Documentation necessary to permit a full credit analysis of the security does not exist or an NAIC CRP credit rating for an FE or PL security is not available.
- b. Issuer or obligor is current on all contracted interest and principal payments.
- c. The insurer has an actual expectation of ultimate payment of all contracted interest and principal.

Has the reporting entity self-designated 5GI securities? ..... Yes [ ] No [ X ]

35. By self-designating PLGI securities, the reporting entity is certifying the following elements of each self-designated PLGI security:

- a. The security was purchased prior to January 1, 2018.
- b. The reporting entity is holding capital commensurate with the NAIC Designation reported for the security.
- c. The NAIC Designation was derived from the credit rating assigned by an NAIC CRP in its legal capacity as a NRSRO which is shown on a current private letter rating held by the insurer and available for examination by state insurance regulators.
- d. The reporting entity is not permitted to share this credit rating of the PL security with the SVO.

Has the reporting entity self-designated PLGI securities? ..... Yes [ ] No [ X ]

36. By assigning FE to a Schedule BA non-registered private fund, the reporting entity is certifying the following elements of each self-designated FE fund:

- a. The shares were purchased prior to January 1, 2019.
- b. The reporting entity is holding capital commensurate with the NAIC Designation reported for the security.
- c. The security had a public credit rating(s) with annual surveillance assigned by an NAIC CRP in its legal capacity as an NRSRO prior to January 1, 2019.
- d. The fund only or predominantly holds bonds in its portfolio.
- e. The current reported NAIC Designation was derived from the public credit rating(s) with annual surveillance assigned by an NAIC CRP in its legal capacity as an NRSRO.
- f. The public credit rating(s) with annual surveillance assigned by an NAIC CRP has not lapsed.

Has the reporting entity assigned FE to Schedule BA non-registered private funds that complied with the above criteria? ..... Yes [ ] No [ X ]

37. By rolling/renewing short-term or cash equivalent investments with continued reporting on Schedule DA, Part 1 or Schedule E Part 2 (identified through a code (%) in those investment schedules), the reporting entity is certifying to the following:

- a. The investment is a liquid asset that can be terminated by the reporting entity on the current maturity date.
- b. If the investment is with a nonrelated party or nonaffiliate, then it reflects an arms-length transaction with renewal completed at the discretion of all involved parties.
- c. If the investment is with a related party or affiliate, then the reporting entity has completed robust re-underwriting of the transaction for which documentation is available for regulator review.
- d. Short-term and cash equivalent investments that have been renewed/rolled from the prior period that do not meet the criteria in 37.a - 37.c are reported as long-term investments.

Has the reporting entity rolled/renewed short-term or cash equivalent investments in accordance with these criteria? ..... Yes [ ] No [ ] N/A [ X ]

ANNUAL STATEMENT FOR THE YEAR 2023 OF THE MGIC INDEMNITY CORPORATION

**GENERAL INTERROGATORIES**

38.1 Does the reporting entity directly hold cryptocurrencies? ..... Yes [ ] No [ X ]

38.2 If the response to 38.1 is yes, on what schedule are they reported?  
 .....

39.1 Does the reporting entity directly or indirectly accept cryptocurrencies as payments for premiums on policies? ..... Yes [ ] No [ X ]

39.2 If the response to 39.1 is yes, are the cryptocurrencies held directly or are they immediately converted to U.S. dollars?  
 39.21 Held directly ..... Yes [ ] No [ ]  
 39.22 Immediately converted to U.S. dollars ..... Yes [ ] No [ ]

39.3 If the response to 38.1 or 39.1 is yes, list all cryptocurrencies accepted for payments of premiums or that are held directly.

1	2	3
Name of Cryptocurrency	Immediately Converted to USD, Directly Held, or Both	Accepted for Payment of Premiums

**OTHER**

40.1 Amount of payments to trade associations, service organizations and statistical or rating bureaus, if any? ..... \$ ..... 243,500

40.2 List the name of the organization and the amount paid if any such payment represented 25% or more of the total payments to trade associations, service organizations and statistical or rating bureaus during the period covered by this statement.

1	2
Name	Amount Paid
Standard & Poor's Financial Services LLC .....	127,000
Moody's Investors Service, Inc. ....	116,500

41.1 Amount of payments for legal expenses, if any? ..... \$ .....

41.2 List the name of the firm and the amount paid if any such payment represented 25% or more of the total payments for legal expenses during the period covered by this statement.

1	2
Name	Amount Paid

42.1 Amount of payments for expenditures in connection with matters before legislative bodies, officers or departments of government, if any? ..... \$ .....

42.2 List the name of the firm and the amount paid if any such payment represented 25% or more of the total payment expenditures in connection with matters before legislative bodies, officers, or departments of government during the period covered by this statement.

1	2
Name	Amount Paid

# GENERAL INTERROGATORIES

## PART 2 - PROPERTY AND CASUALTY INTERROGATORIES

1.1 Does the reporting entity have any direct Medicare Supplement Insurance in force? ..... Yes [ ] No [ X ]

1.2 If yes, indicate premium earned on U. S. business only. .... \$ \_\_\_\_\_

1.3 What portion of Item (1.2) is not reported on the Medicare Supplement Insurance Experience Exhibit? ..... \$ \_\_\_\_\_  
 1.31 Reason for excluding  
 .....

1.4 Indicate amount of earned premium attributable to Canadian and/or Other Alien not included in Item (1.2) above. .... \$ \_\_\_\_\_

1.5 Indicate total incurred claims on all Medicare Supplement Insurance. .... \$ \_\_\_\_\_

1.6 Individual policies:

	Most current three years:
1.61 Total premium earned .....	\$ .....
1.62 Total incurred claims .....	\$ .....
1.63 Number of covered lives .....	.....
All years prior to most current three years	
1.64 Total premium earned .....	\$ .....
1.65 Total incurred claims .....	\$ .....
1.66 Number of covered lives .....	.....

1.7 Group policies:

	Most current three years:
1.71 Total premium earned .....	\$ .....
1.72 Total incurred claims .....	\$ .....
1.73 Number of covered lives .....	.....
All years prior to most current three years	
1.74 Total premium earned .....	\$ .....
1.75 Total incurred claims .....	\$ .....
1.76 Number of covered lives .....	.....

2. Health Test:

	1 Current Year	2 Prior Year
2.1 Premium Numerator .....	.....	.....
2.2 Premium Denominator .....	1,108,785	1,535,993
2.3 Premium Ratio (2.1/2.2) .....	0.000	0.000
2.4 Reserve Numerator .....	.....	.....
2.5 Reserve Denominator .....	2,486,300	3,807,314
2.6 Reserve Ratio (2.4/2.5) .....	0.000	0.000

3.1 Did the reporting entity issue participating policies during the calendar year? ..... Yes [ ] No [ X ]

3.2 If yes, provide the amount of premium written for participating and/or non-participating policies during the calendar year:

3.21 Participating policies .....	\$ .....
3.22 Non-participating policies .....	\$ .....

4. For mutual reporting Entities and Reciprocal Exchanges Only:

4.1 Does the reporting entity issue assessable policies? ..... Yes [ ] No [ ]

4.2 Does the reporting entity issue non-assessable policies? ..... Yes [ ] No [ ]

4.3 If assessable policies are issued, what is the extent of the contingent liability of the policyholders? ..... % \_\_\_\_\_

4.4 Total amount of assessments paid or ordered to be paid during the year on deposit notes or contingent premiums. .... \$ \_\_\_\_\_

5. For Reciprocal Exchanges Only:

5.1 Does the Exchange appoint local agents? ..... Yes [ ] No [ ]

5.2 If yes, is the commission paid:

5.21 Out of Attorney's-in-fact compensation.....	Yes [ ]	No [ ]	N/A [ ]
5.22 As a direct expense of the exchange.....	Yes [ ]	No [ ]	N/A [ ]

5.3 What expenses of the Exchange are not paid out of the compensation of the Attorney-in-fact?  
 .....

5.4 Has any Attorney-in-fact compensation, contingent on fulfillment of certain conditions, been deferred? ..... Yes [ ] No [ ]

5.5 If yes, give full information  
 .....

**GENERAL INTERROGATORIES**

**PART 2 - PROPERTY AND CASUALTY INTERROGATORIES**

- 6.1 What provision has this reporting entity made to protect itself from an excessive loss in the event of a catastrophe under a workers' compensation contract issued without limit of loss?  
Not applicable. We are a monoline mortgage guaranty insurer. ....
- 6.2 Describe the method used to estimate this reporting entity's probable maximum insurance loss, and identify the type of insured exposures comprising that probable maximum loss, the locations of concentrations of those exposures and the external resources (such as consulting firms or computer software models), if any, used in the estimation process.  
Not applicable. We are a monoline mortgage guaranty insurer. ....
- 6.3 What provision has this reporting entity made (such as a catastrophic reinsurance program) to protect itself from an excessive loss arising from the types and concentrations of insured exposures comprising its probable maximum property insurance loss?  
Not applicable. We are a monoline mortgage guaranty insurer. ....
- 6.4 Does the reporting entity carry catastrophe reinsurance protection for at least one reinstatement, in an amount sufficient to cover its estimated probable maximum loss attributable to a single loss event or occurrence? ..... Yes [ ] No [ X ]
- 6.5 If no, describe any arrangements or mechanisms employed by the reporting entity to supplement its catastrophe reinsurance program or to hedge its exposure to unreinsured catastrophic loss.  
Not applicable. We are a monoline mortgage guaranty insurer. ....
- 7.1 Has this reporting entity reinsured any risk with any other entity under a quota share reinsurance contract that includes a provision that would limit the reinsurer's losses below the stated quota share percentage (e.g., a deductible, a loss ratio corridor, a loss cap, an aggregate limit or any similar provisions)? ..... Yes [ ] No [ X ]
- 7.2 If yes, indicate the number of reinsurance contracts containing such provisions: .....
- 7.3 If yes, does the amount of reinsurance credit taken reflect the reduction in quota share coverage caused by any applicable limiting provision(s)? ..... Yes [ ] No [ ]
- 8.1 Has this reporting entity reinsured any risk with any other entity and agreed to release such entity from liability, in whole or in part, from any loss that may occur on this risk, or portion thereof, reinsured? ..... Yes [ ] No [ X ]
- 8.2 If yes, give full information  
.....
- 9.1 Has the reporting entity ceded any risk under any reinsurance contract (or under multiple contracts with the same reinsurer or its affiliates) for which during the period covered by the statement: (i) it recorded a positive or negative underwriting result greater than 5% of prior year-end surplus as regards policyholders or it reported calendar year written premium ceded or year-end loss and loss expense reserves ceded greater than 5% of prior year-end surplus as regards policyholders; (ii) it accounted for that contract as reinsurance and not as a deposit; and (iii) the contract(s) contain one or more of the following features or other features that would have similar results:  
(a) A contract term longer than two years and the contract is noncancellable by the reporting entity during the contract term;  
(b) A limited or conditional cancellation provision under which cancellation triggers an obligation by the reporting entity, or an affiliate of the reporting entity, to enter into a new reinsurance contract with the reinsurer, or an affiliate of the reinsurer;  
(c) Aggregate stop loss reinsurance coverage;  
(d) A unilateral right by either party (or both parties) to commute the reinsurance contract, whether conditional or not, except for such provisions which are only triggered by a decline in the credit status of the other party;  
(e) A provision permitting reporting of losses, or payment of losses, less frequently than on a quarterly basis (unless there is no activity during the period); or  
(f) Payment schedule, accumulating retentions from multiple years or any features inherently designed to delay timing of the reimbursement to the ceding entity. .... Yes [ ] No [ X ]
- 9.2 Has the reporting entity during the period covered by the statement ceded any risk under any reinsurance contract (or under multiple contracts with the same reinsurer or its affiliates), for which, during the period covered by the statement, it recorded a positive or negative underwriting result greater than 5% of prior year-end surplus as regards policyholders or it reported calendar year written premium ceded or year-end loss and loss expense reserves ceded greater than 5% of prior year-end surplus as regards policyholders; excluding cessions to approved pooling arrangements or to captive insurance companies that are directly or indirectly controlling, controlled by, or under common control with (i) one or more unaffiliated policyholders of the reporting entity, or (ii) an association of which one or more unaffiliated policyholders of the reporting entity is a member where:  
(a) The written premium ceded to the reinsurer by the reporting entity or its affiliates represents fifty percent (50%) or more of the entire direct and assumed premium written by the reinsurer based on its most recently available financial statement; or  
(b) Twenty-five percent (25%) or more of the written premium ceded to the reinsurer has been retroceded back to the reporting entity or its affiliates in a separate reinsurance contract. .... Yes [ ] No [ X ]
- 9.3 If yes to 9.1 or 9.2, please provide the following information in the Reinsurance Summary Supplemental Filing for General Interrogatory 9:  
(a) The aggregate financial statement impact gross of all such ceded reinsurance contracts on the balance sheet and statement of income;  
(b) A summary of the reinsurance contract terms and indicate whether it applies to the contracts meeting the criteria in 9.1 or 9.2; and  
(c) A brief discussion of management's principle objectives in entering into the reinsurance contract including the economic purpose to be achieved.
- 9.4 Except for transactions meeting the requirements of paragraph 36 of SSAP No. 62R - Property and Casualty Reinsurance, has the reporting entity ceded any risk under any reinsurance contract (or multiple contracts with the same reinsurer or its affiliates) during the period covered by the financial statement, and either:  
(a) Accounted for that contract as reinsurance (either prospective or retroactive) under statutory accounting principles ("SAP") and as a deposit under generally accepted accounting principles ("GAAP"); or  
(b) Accounted for that contract as reinsurance under GAAP and as a deposit under SAP? ..... Yes [ ] No [ X ]
- 9.5 If yes to 9.4, explain in the Reinsurance Summary Supplemental Filing for General Interrogatory 9 (Section D) why the contract(s) is treated differently for GAAP and SAP.
- 9.6 The reporting entity is exempt from the Reinsurance Attestation Supplement under one or more of the following criteria:  
(a) The entity does not utilize reinsurance; or, ..... Yes [ ] No [ X ]  
(b) The entity only engages in a 100% quota share contract with an affiliate and the affiliated or lead company has filed an attestation supplement; or ..... Yes [ X ] No [ ]  
(c) The entity has no external cessions and only participates in an intercompany pool and the affiliated or lead company has filed an attestation supplement. .... Yes [ ] No [ X ]
10. If the reporting entity has assumed risks from another entity, there should be charged on account of such reinsurances a reserve equal to that which the original entity would have been required to charge had it retained the risks. Has this been done? ..... Yes [ ] No [ ] N/A [ X ]

# GENERAL INTERROGATORIES

## PART 2 - PROPERTY AND CASUALTY INTERROGATORIES

- 11.1 Has the reporting entity guaranteed policies issued by any other entity and now in force? ..... Yes [ ] No [ X ]
- 11.2 If yes, give full information  
.....
- 12.1 If the reporting entity recorded accrued retrospective premiums on insurance contracts on Line 15.3 of the asset schedule, Page 2, state the amount of corresponding liabilities recorded for:
- 12.11 Unpaid losses ..... \$ .....
- 12.12 Unpaid underwriting expenses (including loss adjustment expenses) ..... \$ .....
- 12.2 Of the amount on Line 15.3, Page 2, state the amount which is secured by letters of credit, collateral and other funds ..... \$ \_\_\_\_\_
- 12.3 If the reporting entity underwrites commercial insurance risks, such as workers' compensation, are premium notes or promissory notes accepted from its insureds covering unpaid premiums and/or unpaid losses? ..... Yes [ ] No [ ] N/A [ X ]
- 12.4 If yes, provide the range of interest rates charged under such notes during the period covered by this statement:
- 12.41 From ..... %
- 12.42 To..... %
- 12.5 Are letters of credit or collateral and other funds received from insureds being utilized by the reporting entity to secure premium notes or promissory notes taken by a reporting entity, or to secure any of the reporting entity's reported direct unpaid loss reserves, including unpaid losses under loss deductible features of commercial policies? ..... Yes [ ] No [ X ]
- 12.6 If yes, state the amount thereof at December 31 of the current year:
- 12.61 Letters of credit ..... \$ .....
- 12.62 Collateral and other funds..... \$ .....
- 13.1 Largest net aggregate amount insured in any one risk (excluding workers' compensation): ..... \$ \_\_\_\_\_ 173,855
- 13.2 Does any reinsurance contract considered in the calculation of this amount include an aggregate limit of recovery without also including a reinstatement provision? ..... Yes [ ] No [ X ]
- 13.3 State the number of reinsurance contracts (excluding individual facultative risk certificates, but including facultative programs, automatic facilities or facultative obligatory contracts) considered in the calculation of the amount. ....
- 14.1 Is the company a cedant in a multiple cedant reinsurance contract? ..... Yes [ ] No [ X ]
- 14.2 If yes, please describe the method of allocating and recording reinsurance among the cedants:  
.....
- 14.3 If the answer to 14.1 is yes, are the methods described in item 14.2 entirely contained in the respective multiple cedant reinsurance contracts? ..... Yes [ ] No [ ]
- 14.4 If the answer to 14.3 is no, are all the methods described in 14.2 entirely contained in written agreements? ..... Yes [ ] No [ ]
- 14.5 If the answer to 14.4 is no, please explain:  
.....
- 15.1 Has the reporting entity guaranteed any financed premium accounts? ..... Yes [ ] No [ X ]
- 15.2 If yes, give full information  
.....
- 16.1 Does the reporting entity write any warranty business? ..... Yes [ ] No [ X ]  
If yes, disclose the following information for each of the following types of warranty coverage:

	1 Direct Losses Incurred	2 Direct Losses Unpaid	3 Direct Written Premium	4 Direct Premium Unearned	5 Direct Premium Earned
16.11 Home .....	.....	.....	.....	.....	.....
16.12 Products .....	.....	.....	.....	.....	.....
16.13 Automobile .....	.....	.....	.....	.....	.....
16.14 Other*	.....	.....	.....	.....	.....

\* Disclose type of coverage:  
.....

# GENERAL INTERROGATORIES

## PART 2 - PROPERTY AND CASUALTY INTERROGATORIES

17.1 Does the reporting entity include amounts recoverable on unauthorized reinsurance in Schedule F - Part 3 that is exempt from the statutory provision for unauthorized reinsurance? ..... Yes [ ] No [ X ]

Incurred but not reported losses on contracts in force prior to July 1, 1984, and not subsequently renewed are exempt from the statutory provision for unauthorized reinsurance. Provide the following information for this exemption:

- 17.11 Gross amount of unauthorized reinsurance in Schedule F - Part 3 exempt from the statutory provision for unauthorized reinsurance ..... \$ .....
- 17.12 Unfunded portion of Interrogatory 17.11 ..... \$ .....
- 17.13 Paid losses and loss adjustment expenses portion of Interrogatory 17.11... \$ .....
- 17.14 Case reserves portion of Interrogatory 17.11 ..... \$ .....
- 17.15 Incurred but not reported portion of Interrogatory 17.11 ..... \$ .....
- 17.16 Unearned premium portion of Interrogatory 17.11 ..... \$ .....
- 17.17 Contingent commission portion of Interrogatory 17.11 ..... \$ .....

18.1 Do you act as a custodian for health savings accounts? ..... Yes [ ] No [ X ]

18.2 If yes, please provide the amount of custodial funds held as of the reporting date. .... \$ .....

18.3 Do you act as an administrator for health savings accounts? ..... Yes [ ] No [ X ]

18.4 If yes, please provide the balance of funds administered as of the reporting date. .... \$ .....

19. Is the reporting entity licensed or chartered, registered, qualified, eligible or writing business in at least two states? ..... Yes [ X ] No [ ]

19.1 If no, does the reporting entity assume reinsurance business that covers risks residing in at least one state other than the state of domicile of the reporting entity? ..... Yes [ ] No [ ]



ANNUAL STATEMENT FOR THE YEAR 2023 OF THE MGIC INDEMNITY CORPORATION

**FIVE-YEAR HISTORICAL DATA**

Show amounts in whole dollars only, no cents; show percentages to one decimal place, i.e. 17.6.

	1 2023	2 2022	3 2021	4 2020	5 2019
<b>Gross Premiums Written (Page 8, Part 1B Cols. 1, 2 &amp; 3)</b>					
1. Liability lines (Lines 11, 16, 17, 18 & 19) .....					
2. Property lines (Lines 1, 2, 9, 12, 21 & 26) .....					
3. Property and liability combined lines (Lines 3, 4, 5, 8, 22 & 27) .....					
4. All other lines (Lines 6, 10, 13, 14, 15, 23, 24, 28, 29, 30 & 34) .....	48,500	144,063	4,674,221	5,168,838	6,144,238
5. Nonproportional reinsurance lines (Lines 31, 32 & 33) .....					
6. Total (Line 35) .....	48,500	144,063	4,674,221	5,168,838	6,144,238
<b>Net Premiums Written (Page 8, Part 1B, Col. 6)</b>					
7. Liability lines (Lines 11, 16, 17, 18 & 19) .....					
8. Property lines (Lines 1, 2, 9, 12, 21 & 26) .....					
9. Property and liability combined lines (Lines 3, 4, 5, 8, 22 & 27) .....					
10. All other lines (Lines 6, 10, 13, 14, 15, 23, 24, 28, 29, 30 & 34) .....	4,080	46,920	4,014,891	2,748,316	2,319,089
11. Nonproportional reinsurance lines (Lines 31, 32 & 33) .....					
12. Total (Line 35) .....	4,080	46,920	4,014,891	2,748,316	2,319,089
<b>Statement of Income (Page 4)</b>					
13. Net underwriting gain (loss) (Line 8) .....	11,911,756	4,424,679	(713,285)	(482,705)	(290,100)
14. Net investment gain (loss) (Line 11) .....	4,322,979	4,309,847	3,857,858	4,138,770	3,776,479
15. Total other income (Line 15) .....	115	483	1,632	1,537	2,848
16. Dividends to policyholders (Line 17) .....					
17. Federal and foreign income taxes incurred (Line 19) .....	3,315,378	1,543,559	749,711	792,099	766,832
18. Net income (Line 20) .....	12,919,472	7,191,450	2,396,494	2,865,503	2,722,395
<b>Balance Sheet Lines (Pages 2 and 3)</b>					
19. Total admitted assets excluding protected cell business (Page 2, Line 26, Col. 3) .....	160,767,223	171,721,775	168,537,075	163,153,084	156,309,598
20. Premiums and considerations (Page 2, Col. 3)					
20.1 In course of collection (Line 15.1) .....	2,179	7,789	29,572	111,043	207,462
20.2 Deferred and not yet due (Line 15.2) .....					
20.3 Accrued retrospective premiums (Line 15.3) .....					
21. Total liabilities excluding protected cell business (Page 3, Line 26) .....	45,438,883	58,084,900	62,169,813	59,955,945	56,562,996
22. Losses (Page 3, Line 1) .....	101,321	311,841	1,122,361	202,750	
23. Loss adjustment expenses (Page 3, Line 3) .....	2,786	8,575	30,863	5,575	
24. Unearned premiums (Page 3, Line 9) .....	2,382,193	3,486,898	4,975,971	3,123,194	1,610,102
25. Capital paid up (Page 3, Lines 30 & 31) .....	3,588,000	3,588,000	3,588,000	3,588,000	3,588,000
26. Surplus as regards policyholders (Page 3, Line 37) .....	115,328,340	113,636,875	106,367,262	103,197,139	99,746,602
<b>Cash Flow (Page 5)</b>					
27. Net cash from operations (Line 11) .....	1,653,473	3,683,332	6,299,840	5,723,662	3,872,317
<b>Risk-Based Capital Analysis</b>					
28. Total adjusted capital .....					
29. Authorized control level risk-based capital .....					
<b>Percentage Distribution of Cash, Cash Equivalents and Invested Assets (Page 2, Col. 3) (Line divided by Page 2, Line 12, Col. 3) x100.0</b>					
30. Bonds (Line 1) .....	95.3	95.4	95.3	92.6	99.4
31. Stocks (Lines 2.1 & 2.2) .....					
32. Mortgage loans on real estate (Lines 3.1 and 3.2) .....					
33. Real estate (Lines 4.1, 4.2 & 4.3) .....					
34. Cash, cash equivalents and short-term investments (Line 5) .....	4.7	4.2	4.7	7.4	0.6
35. Contract loans (Line 6) .....					
36. Derivatives (Line 7) .....					
37. Other invested assets (Line 8) .....					
38. Receivables for securities (Line 9) .....		0.5	0.0		
39. Securities lending reinvested collateral assets (Line 10) .....					
40. Aggregate write-ins for invested assets (Line 11) .....					
41. Cash, cash equivalents and invested assets (Line 12) .....	100.0	100.0	100.0	100.0	100.0
<b>Investments in Parent, Subsidiaries and Affiliates</b>					
42. Affiliated bonds (Schedule D, Summary, Line 12, Col. 1) .....					
43. Affiliated preferred stocks (Schedule D, Summary, Line 18, Col. 1) .....					
44. Affiliated common stocks (Schedule D, Summary, Line 24, Col. 1) .....					
45. Affiliated short-term investments (subtotals included in Schedule DA Verification, Col. 5, Line 10) .....					
46. Affiliated mortgage loans on real estate .....					
47. All other affiliated .....					
48. Total of above Lines 42 to 47 .....					
49. Total Investment in Parent included in Lines 42 to 47 above .....					
50. Percentage of investments in parent, subsidiaries and affiliates to surplus as regards policyholders (Line 48 above divided by Page 3, Col. 1, Line 37 x 100.0) .....					

ANNUAL STATEMENT FOR THE YEAR 2023 OF THE MGIC INDEMNITY CORPORATION

**FIVE-YEAR HISTORICAL DATA**

(Continued)

	1 2023	2 2022	3 2021	4 2020	5 2019
<b>Capital and Surplus Accounts (Page 4)</b>					
51. Net unrealized capital gains (losses) (Line 24) .....	(49)			12	(12)
52. Dividends to stockholders (Line 35) .....	(11,300,000)				
53. Change in surplus as regards policyholders for the year (Line 38) .....	1,691,465	7,269,613	3,170,123	3,450,537	2,802,950
<b>Gross Losses Paid (Page 9, Part 2, Cols. 1 &amp; 2)</b>					
54. Liability lines (Lines 11, 16, 17, 18 & 19) .....					
55. Property lines (Lines 1, 2, 9, 12, 21 & 26) .....					
56. Property and liability combined lines (Lines 3, 4, 5, 8, 22 & 27) .....					
57. All other lines (Lines 6, 10, 13, 14, 15, 23, 24, 28, 29, 30 & 34) .....	135,174	48,047	72,027	218,179	183,057
58. Nonproportional reinsurance lines (Lines 31, 32 & 33) .....					
59. Total (Line 35) .....	135,174	48,047	72,027	218,179	183,057
<b>Net Losses Paid (Page 9, Part 2, Col. 4)</b>					
60. Liability lines (Lines 11, 16, 17, 18 & 19) .....					
61. Property lines (Lines 1, 2, 9, 12, 21 & 26) .....					
62. Property and liability combined lines (Lines 3, 4, 5, 8, 22 & 27) .....					
63. All other lines (Lines 6, 10, 13, 14, 15, 23, 24, 28, 29, 30 & 34) .....		(31,579)	5,295	205	(192,128)
64. Nonproportional reinsurance lines (Lines 31, 32 & 33) .....					
65. Total (Line 35) .....		(31,579)	5,295	205	(192,128)
<b>Operating Percentages (Page 4) (Line divided by Page 4, Line 1) x 100.0</b>					
66. Premiums earned (Line 1) .....	100.0	100.0	100.0	100.0	100.0
67. Losses incurred (Line 2) .....	(19.0)	(54.8)	42.8	16.4	(18.1)
68. Loss expenses incurred (Line 3) .....	(0.5)	(1.5)	1.2	0.5	(0.4)
69. Other underwriting expenses incurred (Line 4) .....	25.8	15.3	45.7	61.5	75.1
70. Net underwriting gain (loss) (Line 8) .....	1,074.3	288.1	(33.0)	(39.1)	(27.3)
<b>Other Percentages</b>					
71. Other underwriting expenses to net premiums written (Page 4, Lines 4 + 5 - 15 divided by Page 8, Part 1B, Col. 6, Line 35 x 100.0) .....	(259,479.9)	(4,314.7)	47.9	54.8	66.6
72. Losses and loss expenses incurred to premiums earned (Page 4, Lines 2 + 3 divided by Page 4, Line 1 x 100.0) .....	(19.5)	(56.3)	43.9	16.9	(18.5)
73. Net premiums written to policyholders' surplus (Page 8, Part 1B, Col. 6, Line 35 divided by Page 3, Line 37, Col. 1 x 100.0) .....	0.0	0.0	3.8	2.7	2.3
<b>One Year Loss Development (\$000 omitted)</b>					
74. Development in estimated losses and loss expenses incurred prior to current year (Schedule P - Part 2 - Summary, Line 12, Col. 11) .....	(284)	(1,025)	214		(162)
75. Percent of development of losses and loss expenses incurred to policyholders' surplus of prior year end (Line 74 above divided by Page 4, Line 21, Col. 1 x 100.0).....	(0.2)	(1.0)	0.2		(0.2)
<b>Two Year Loss Development (\$000 omitted)</b>					
76. Development in estimated losses and loss expenses incurred two years before the current year and prior year (Schedule P, Part 2 - Summary, Line 12, Col. 12) .....	(1,179)	(226)	5	(162)	(722)
77. Percent of development of losses and loss expenses incurred to reported policyholders' surplus of second prior year end (Line 76 above divided by Page 4, Line 21, Col. 2 x 100.0) .....	(1.1)	(0.2)	0.0	(0.2)	(0.8)

NOTE: If a party to a merger, have the two most recent years of this exhibit been restated due to a merger in compliance with the disclosure requirements of SSAP No. 3, Accounting Changes and Correction of Errors? ..... Yes [ ] No [ ]  
 If no, please explain: .....



**ANNUAL STATEMENT FOR THE YEAR 2023 OF THE MGIC INDEMNITY CORPORATION**  
**EXHIBIT OF PREMIUMS AND LOSSES (Statutory Page 14)**

NAIC Group Code 0105

BUSINESS IN THE STATE OF Grand Total

DURING THE YEAR 2023

NAIC Company Code 18740

Line of Business	Gross Premiums, Including Policy and Membership Fees, Less Return Premiums and Premiums on Policies not Taken		3 Dividends Paid or Credited to Policyholders on Direct Business	4 Direct Unearned Premium Reserves	5 Direct Losses Paid (deducting salvage)	6 Direct Losses Incurred	7 Direct Losses Unpaid	8 Direct Defense and Cost Containment Expense Paid	9 Direct Defense and Cost Containment Expense Incurred	10 Direct Defense and Cost Containment Expense Unpaid	11 Commissions and Brokerage Expenses	12 Taxes, Licenses and Fees
	1 Direct Premiums Written	2 Direct Premiums Earned										
1. Fire												
2.1 Allied Lines												
2.2 Multiple Peril Crop												
2.3 Federal Flood												
2.4 Private Crop												
2.5 Private Flood												
3. Farmowners Multiple Peril												
4. Homeowners Multiple Peril												
5.1 Commercial Multiple Peril (Non-Liability Portion)												
5.2 Commercial Multiple Peril (Liability Portion)												
6. Mortgage Guaranty	48,500	1,159,620		2,383,385	135,174	(451,440)	728,216	5,220	(10,911)	20,026		80,584
8. Ocean Marine												
9. Inland Marine												
10. Financial Guaranty												
11.1 Medical Professional Liability - Occurrence												
11.2 Medical Professional Liability - Claims-Made												
12. Earthquake												
13.1 Comprehensive (hospital and medical) ind (b)												
13.2 Comprehensive (hospital and medical) group (b)												
14. Credit A&H (Group and Individual)												
15.1 Vision Only (b)												
15.2 Dental Only (b)												
15.3 Disability Income (b)												
15.4 Medicare Supplement (b)												
15.5 Medicaid Title XIX (b)												
15.6 Medicare Title XVIII (b)												
15.7 Long-Term Care (b)												
15.8 Federal Employees Health Benefits Plan (b)												
15.9 Other Health (b)												
16. Workers' Compensation												
17.1 Other Liability - Occurrence												
17.2 Other Liability - Claims-Made												
17.3 Excess Workers' Compensation												
18.1 Products Liability - Occurrence												
18.2 Products Liability - Claims-Made												
19.1 Private Passenger Auto No-Fault (Personal Injury Protection)												
19.2 Other Private Passenger Auto Liability												
19.3 Commercial Auto No-Fault (Personal Injury Protection)												
19.4 Other Commercial Auto Liability												
21.1 Private Passenger Auto Physical Damage												
21.2 Commercial Auto Physical Damage												
22. Aircraft (all perils)												
23. Fidelity												
24. Surety												
26. Burglary and Theft												
27. Boiler and Machinery												
28. Credit												
29. International												
30. Warranty												
31. Reins nonproportional assumed property	XXX	XXX	XXX	XXX	XXX	XXX	XXX	XXX	XXX	XXX	XXX	XXX
32. Reins nonproportional assumed liability	XXX	XXX	XXX	XXX	XXX	XXX	XXX	XXX	XXX	XXX	XXX	XXX
33. Reins nonproportional assumed financial lines	XXX	XXX	XXX	XXX	XXX	XXX	XXX	XXX	XXX	XXX	XXX	XXX
34. Aggregate Write-Ins for Other Lines of Business												
35. Total (a)	48,500	1,159,620		2,383,385	135,174	(451,440)	728,216	5,220	(10,911)	20,026		80,584
<b>DETAILS OF WRITE-INS</b>												
3401.												
3402.												
3403.												
3498. Summary of remaining write-ins for Line 34 from overflow page												
3499. Totals (Lines 3401 thru 3403 plus 3498)(Line 34 above)												

(a) Finance and service charges not included in Lines 1 to 35 \$ .....  
 (b) For health business on indicated lines report: Number of persons insured under PPO managed care products ..... and number of persons insured under indemnity only products .....

19 GT

Schedule F - Part 1 - Assumed Reinsurance

**NONE**

Schedule F - Part 2 - Premium Portfolio Reinsurance Effected or (Canceled)

**NONE**

ANNUAL STATEMENT FOR THE YEAR 2023 OF THE MGIC INDEMNITY CORPORATION

**SCHEDULE F - PART 3**

Ceded Reinsurance as of December 31, Current Year (\$000 Omitted)

1 ID Number	2 NAIC Com- pany Code	3 Name of Reinsurer	4 Domiciliary Jurisdiction	5 Special Code	6 Reinsurance Premiums Ceded	Reinsurance Recoverable On									16 Amount in Dispute included in Column 15	Reinsurance Payable		19 Net Amount Recoverable From Reinsurers Cols. 15 - [17 + 18]	20 Funds Held by Company Under Reinsurance Treaties
						7 Paid Losses	8 Paid LAE	9 Known Case Loss Reserves	10 Known Case LAE Reserves	11 IBNR Loss Reserves	12 IBNR LAE Reserves	13 Unearned Premiums	14 Contingent Commis- sions	15 Columns 7 through 14 Totals		17 Ceded Balances Payable	18 Other Amounts Due to Reinsurers		
39-1324718	29858	MORTGAGE GUARANTY INSURANCE CORPORATION	WI		44	47	1	609	17	18		1		693		6		687	
0399999		Total Authorized - Affiliates - U.S. Non-Pool - Other			44	47	1	609	17	18		1		693		6		687	
0499999		Total Authorized - Affiliates - U.S. Non-Pool			44	47	1	609	17	18		1		693		6		687	
0799999		Total Authorized - Affiliates - Other (Non-U.S.)																	
0899999		Total Authorized - Affiliates			44	47	1	609	17	18		1		693		6		687	
1499999		Total Authorized Excluding Protected Cells (Sum of 0899999, 0999999, 1099999, 1199999 and 1299999)			44	47	1	609	17	18		1		693		6		687	
1899999		Total Unauthorized - Affiliates - U.S. Non-Pool																	
2199999		Total Unauthorized - Affiliates - Other (Non-U.S.)																	
2299999		Total Unauthorized - Affiliates																	
2899999		Total Unauthorized Excluding Protected Cells (Sum of 2299999, 2399999, 2499999, 2599999 and 2699999)																	
3299999		Total Certified - Affiliates - U.S. Non-Pool																	
3599999		Total Certified - Affiliates - Other (Non-U.S.)																	
3699999		Total Certified - Affiliates																	
4299999		Total Certified Excluding Protected Cells (Sum of 3699999, 3799999, 3899999, 3999999 and 4099999)																	
4699999		Total Reciprocal Jurisdiction - Affiliates - U.S. Non-Pool																	
4999999		Total Reciprocal Jurisdiction - Affiliates - Other (Non-U.S.)																	
5099999		Total Reciprocal Jurisdiction - Affiliates																	
5699999		Total Reciprocal Jurisdiction Excluding Protected Cells (Sum of 5099999, 5199999, 5299999, 5399999 and 5499999)																	
5799999		Total Authorized, Unauthorized, Reciprocal Jurisdiction and Certified Excluding Protected Cells (Sum of 1499999, 2899999, 4299999 and 5699999)			44	47	1	609	17	18		1		693		6		687	
5899999		Total Protected Cells (Sum of 1399999, 2799999, 4199999 and 5599999)																	
9999999		Totals			44	47	1	609	17	18		1		693		6		687	

ANNUAL STATEMENT FOR THE YEAR 2023 OF THE MGIC INDEMNITY CORPORATION

**SCHEDULE F - PART 3 (Continued)**

Ceded Reinsurance as of December 31, Current Year (\$000 Omitted)  
(Credit Risk)

ID Number From Col. 1	Name of Reinsurer From Col. 3	Collateral				25 Total Funds Held, Payables & Collateral	26 Net Recoverable Net of Funds Held & Collateral	27 Applicable Sch. F Penalty (Col. 78)	Ceded Reinsurance Credit Risk								
		21 Multiple Beneficiary Trusts	22 Letters of Credit	23 Issuing or Confirming Bank Reference Number	24 Single Beneficiary Trusts & Other Allowable Collateral				28 Total Amount Recoverable from Reinsurers Less Penalty (Cols. 15-27)	29 Stressed Recoverable (Col. 28 * 120%)	30 Reinsurance Payable & Funds Held (Cols. 17+18+20; but not in excess of Col. 29)	31 Stressed Net Recoverable (Cols. 29-30)	32 Total Collateral (Cols. 21+22 + 24, not in Excess of Col. 31)	33 Stressed Net Recoverable Net of Collateral Offsets (Cols. 31-32)	34 Reinsurer Designation Equivalent	35 Credit Risk on Collateralized Recoverables (Col. 32 * Factor Applicable to Reinsurer Designation Equivalent in Col. 34)	36 Credit Risk on Un-collateralized Recoverables (Col. 33 * Factor Applicable to Reinsurer Designation Equivalent in Col. 34)
39-1324718	MORTGAGE GUARANTY INSURANCE CORPORATION					6	687		XXX	XXX	XXX	XXX	XXX	XXX	XXX	XXX	XXX
0399999	Total Authorized - Affiliates - U.S. Non-Pool - Other			XXX		6	687		XXX	XXX	XXX	XXX	XXX	XXX	XXX	XXX	XXX
0499999	Total Authorized - Affiliates - U.S. Non-Pool			XXX		6	687		XXX	XXX	XXX	XXX	XXX	XXX	XXX	XXX	XXX
0799999	Total Authorized - Affiliates - Other (Non-U.S.)			XXX											XXX		
0899999	Total Authorized - Affiliates			XXX		6	687								XXX		
1499999	Total Authorized Excluding Protected Cells (Sum of 0899999, 0999999, 1099999, 1199999 and 1299999)			XXX		6	687								XXX		
1899999	Total Unauthorized - Affiliates - U.S. Non-Pool			XXX					XXX	XXX	XXX	XXX	XXX	XXX	XXX	XXX	XXX
2199999	Total Unauthorized - Affiliates - Other (Non-U.S.)			XXX											XXX		
2299999	Total Unauthorized - Affiliates			XXX											XXX		
2899999	Total Unauthorized Excluding Protected Cells (Sum of 2299999, 2399999, 2499999, 2599999 and 2699999)			XXX											XXX		
3299999	Total Certified - Affiliates - U.S. Non-Pool			XXX					XXX	XXX	XXX	XXX	XXX	XXX	XXX	XXX	XXX
3599999	Total Certified - Affiliates - Other (Non-U.S.)			XXX											XXX		
3699999	Total Certified - Affiliates			XXX											XXX		
4299999	Total Certified Excluding Protected Cells (Sum of 3699999, 3799999, 3899999, 3999999 and 4099999)			XXX											XXX		
4699999	Total Reciprocal Jurisdiction - Affiliates - U.S. Non-Pool			XXX					XXX	XXX	XXX	XXX	XXX	XXX	XXX	XXX	XXX
4999999	Total Reciprocal Jurisdiction - Affiliates - Other (Non-U.S.)			XXX											XXX		
5099999	Total Reciprocal Jurisdiction - Affiliates			XXX											XXX		
5699999	Total Reciprocal Jurisdiction Excluding Protected Cells (Sum of 5099999, 5199999, 5299999, 5399999 and 5499999)			XXX											XXX		
5799999	Total Authorized, Unauthorized, Reciprocal Jurisdiction and Certified Excluding Protected Cells (Sum of 1499999, 2899999, 4299999 and 5699999)			XXX		6	687								XXX		
5899999	Total Protected Cells (Sum of 1399999, 2799999, 4199999 and 5599999)			XXX					XXX	XXX	XXX	XXX	XXX	XXX	XXX	XXX	XXX
9999999	Totals			XXX		6	687		XXX	XXX	XXX	XXX	XXX	XXX	XXX	XXX	XXX

ANNUAL STATEMENT FOR THE YEAR 2023 OF THE MGIC INDEMNITY CORPORATION

**SCHEDULE F - PART 3 (Continued)**

Ceded Reinsurance as of December 31, Current Year (\$000 Omitted)  
(Aging of Ceded Reinsurance)

ID Number From Col. 1	Name of Reinsurer From Col. 3	Reinsurance Recoverable on Paid Losses and Paid Loss Adjustment Expenses							44 Total Recoverable on Paid Losses & LAE Amounts in Dispute Included in Col. 43	45 Recoverable on Paid Losses & LAE Over 90 Days Past Due Amounts in Dispute Included in Cols. 40 & 41	46 Total Recoverable on Paid Losses & LAE Amounts Not in Dispute (Cols 43-44)	47 Recoverable on Paid Losses & LAE Over 90 Days Past Due Amounts Not in Dispute (Cols. 40 + 41 - 45)	48 Amounts Received Prior 90 Days	49 Percentage Overdue Col. 42/Col. 43	50 Percentage of Amounts More Than 90 Days Overdue Not in Dispute (Col. 47/(Cols. 46+48))	51 Percentage More Than 120 Days Overdue (Col. 41/ Col. 43)	52 Is the Amount in Col. 50 Less Than 20%? (Yes or No)	53 Amounts in Col. 47 for Reinsurers with Values Less Than 20% in Col. 50
		37 Current	Overdue					43 Total Due Cols. 37+42 (In total should equal Cols. 7+8)										
			38 1 - 29 Days	39 30 - 90 Days	40 91 - 120 Days	41 Over 120 Days	42 Total Overdue Cols. 38+39 +40+41											
39-1324718 ..	MORTGAGE GUARANTY INSURANCE CORPORATION .....	48						48		48								
0399999. Total Authorized - Affiliates - U.S. Non-Pool - Other		48						48		48								XXX
0499999. Total Authorized - Affiliates - U.S. Non-Pool		48						48		48								XXX
0799999. Total Authorized - Affiliates - Other (Non-U.S.)																		XXX
0899999. Total Authorized - Affiliates		48						48		48								XXX
1499999. Total Authorized Excluding Protected Cells (Sum of 0899999, 0999999, 1099999, 1199999 and 1299999)		48						48		48								XXX
1899999. Total Unauthorized - Affiliates - U.S. Non-Pool																		XXX
2199999. Total Unauthorized - Affiliates - Other (Non-U.S.)																		XXX
2299999. Total Unauthorized - Affiliates																		XXX
2899999. Total Unauthorized Excluding Protected Cells (Sum of 2299999, 2399999, 2499999, 2599999 and 2699999)																		XXX
3299999. Total Certified - Affiliates - U.S. Non-Pool																		XXX
3599999. Total Certified - Affiliates - Other (Non-U.S.)																		XXX
3699999. Total Certified - Affiliates																		XXX
4299999. Total Certified Excluding Protected Cells (Sum of 3699999, 3799999, 3899999, 3999999 and 4099999)																		XXX
4699999. Total Reciprocal Jurisdiction - Affiliates - U.S. Non-Pool																		XXX
4999999. Total Reciprocal Jurisdiction - Affiliates - Other (Non-U.S.)																		XXX
5099999. Total Reciprocal Jurisdiction - Affiliates																		XXX
5699999. Total Reciprocal Jurisdiction Excluding Protected Cells (Sum of 5099999, 5199999, 5299999, 5399999 and 5499999)																		XXX
5799999. Total Authorized, Unauthorized, Reciprocal Jurisdiction and Certified Excluding Protected Cells (Sum of 1499999, 2899999, 4299999 and 5699999)		48						48		48								XXX
5899999. Total Protected Cells (Sum of 1399999, 2799999, 4199999 and 5599999)																		XXX
9999999 Totals		48						48		48								XXX

ANNUAL STATEMENT FOR THE YEAR 2023 OF THE MGIC INDEMNITY CORPORATION

**SCHEDULE F - PART 3 (Continued)**

Ceded Reinsurance as of December 31, Current Year (\$000 Omitted)  
(Provision for Reinsurance for Certified Reinsurers)

ID Number From Col. 1	Name of Reinsurer From Col. 3	Provision for Certified Reinsurance														69 Provision for Overdue Reinsurance Ceded to Certified Reinsurers (Greater of [Col. 62 + Col. 65] or Col.68; not to Exceed Col. 63)	
		54	55	56	57	58	59	60	61	62	63	64	65	Complete if Col. 52 = "No"; Otherwise Enter 0			
		Certified Reinsurer Rating (1 through 6)	Effective Date of Certified Reinsurer Rating	Percent Collateral Required for Full Credit (0% through 100%)	Catastrophe Recoverables Qualifying for Collateral Deferral	Net Recoverables Subject to Collateral Requirements for Full Credit (Col. 19 - Col. 57)	Dollar Amount of Collateral Required (Col. 56 * Col. 58)	Percent of Collateral Provided for Net Recoverables Subject to Collateral Requirements ([Col. 20 + Col. 21 + Col. 22 + Col. 24] / Col. 58)	Percent Credit Allowed on Net Recoverables Subject to Collateral Requirements (Col. 60 / Col. 56, not to exceed 100%)	20% of Recoverable on Paid Losses & LAE Over 90 Days Past Due Amounts in Dispute (Col. 45 * 20%)	Amount of Credit Allowed for Net Recoverables (Col. 57 + [Col. 58 * Col. 61])	Provision for Reinsurance with Certified Reinsurers Due to Collateral Deficiency (Col. 19 - Col. 63)	20% of Recoverable on Paid Losses & LAE Over 90 Days Past Due Amounts Not in Dispute (Col. 47 * 20%)	66 Total Collateral Provided (Col. 20 + Col. 21 + Col. 24, not to Exceed Col. 63)	67 Net Unsecured Recoverable for Which Credit is Allowed (Col. 63 - Col. 66)		68 20% of Amount in Col. 67
39-1324718	MORTGAGE GUARANTY INSURANCE CORPORATION	XXX	XXX	XXX	XXX	XXX	XXX	XXX	XXX	XXX	XXX	XXX	XXX	XXX	XXX	XXX	XXX
0399999	Total Authorized - Affiliates - U.S. Non-Pool - Other			XXX	XXX	XXX	XXX	XXX	XXX	XXX	XXX	XXX	XXX	XXX	XXX	XXX	XXX
0499999	Total Authorized - Affiliates - U.S. Non-Pool			XXX	XXX	XXX	XXX	XXX	XXX	XXX	XXX	XXX	XXX	XXX	XXX	XXX	XXX
0799999	Total Authorized - Affiliates - Other (Non-U.S.)			XXX	XXX	XXX	XXX	XXX	XXX	XXX	XXX	XXX	XXX	XXX	XXX	XXX	XXX
0899999	Total Authorized - Affiliates			XXX	XXX	XXX	XXX	XXX	XXX	XXX	XXX	XXX	XXX	XXX	XXX	XXX	XXX
1499999	Total Authorized Excluding Protected Cells (Sum of 0899999, 0999999, 1099999, 1199999 and 1299999)			XXX	XXX	XXX	XXX	XXX	XXX	XXX	XXX	XXX	XXX	XXX	XXX	XXX	XXX
1899999	Total Unauthorized - Affiliates - U.S. Non-Pool			XXX	XXX	XXX	XXX	XXX	XXX	XXX	XXX	XXX	XXX	XXX	XXX	XXX	XXX
2199999	Total Unauthorized - Affiliates - Other (Non-U.S.)			XXX	XXX	XXX	XXX	XXX	XXX	XXX	XXX	XXX	XXX	XXX	XXX	XXX	XXX
2299999	Total Unauthorized - Affiliates			XXX	XXX	XXX	XXX	XXX	XXX	XXX	XXX	XXX	XXX	XXX	XXX	XXX	XXX
2899999	Total Unauthorized Excluding Protected Cells (Sum of 2299999, 2399999, 2499999, 2599999 and 2699999)			XXX	XXX	XXX	XXX	XXX	XXX	XXX	XXX	XXX	XXX	XXX	XXX	XXX	XXX
3299999	Total Certified - Affiliates - U.S. Non-Pool			XXX				XXX	XXX								
3599999	Total Certified - Affiliates - Other (Non-U.S.)			XXX				XXX	XXX								
3699999	Total Certified - Affiliates			XXX				XXX	XXX								
4299999	Total Certified Excluding Protected Cells (Sum of 3699999, 3799999, 3899999, 3999999 and 4099999)			XXX				XXX	XXX								
4699999	Total Reciprocal Jurisdiction - Affiliates - U.S. Non-Pool			XXX	XXX	XXX	XXX	XXX	XXX	XXX	XXX	XXX	XXX	XXX	XXX	XXX	XXX
4999999	Total Reciprocal Jurisdiction - Affiliates - Other (Non-U.S.)			XXX	XXX	XXX	XXX	XXX	XXX	XXX	XXX	XXX	XXX	XXX	XXX	XXX	XXX
5099999	Total Reciprocal Jurisdiction - Affiliates			XXX	XXX	XXX	XXX	XXX	XXX	XXX	XXX	XXX	XXX	XXX	XXX	XXX	XXX
5699999	Total Reciprocal Jurisdiction Excluding Protected Cells (Sum of 5099999, 5199999, 5299999, 5399999 and 5499999)			XXX	XXX	XXX	XXX	XXX	XXX	XXX	XXX	XXX	XXX	XXX	XXX	XXX	XXX
5799999	Total Authorized, Unauthorized, Reciprocal Jurisdiction and Certified Excluding Protected Cells (Sum of 1499999, 2899999, 4299999 and 5699999)			XXX				XXX	XXX								
5899999	Total Protected Cells (Sum of 1399999, 2799999, 4199999 and 5599999)			XXX				XXX	XXX								
9999999	Totals			XXX				XXX	XXX								



ANNUAL STATEMENT FOR THE YEAR 2023 OF THE MGIC INDEMNITY CORPORATION

**SCHEDULE F - PART 3 (Continued)**

Ceded Reinsurance as of December 31, Current Year (\$000 Omitted)  
(Total Provision for Reinsurance)

ID Number From Col. 1	Name of Reinsurer From Col. 3	70 20% of Recoverable on Paid Losses & LAE Over 90 Days past Due Amounts Not in Dispute (Col. 47 * 20%)	71 Provision for Unauthorized Reinsurance		73 Provision for Overdue Authorized and Reciprocal Jurisdiction Reinsurance		75 Total Provision for Reinsurance				
			72 Provision for Reinsurance with Unauthorized Reinsurers Due to Collateral Deficiency (Col. 26)	72 Provision for Overdue Reinsurance from Unauthorized Reinsurers and Amounts in Dispute (Col. 70 + 20% of the Amount in Col. 16)	73 Complete if Col. 52 = "Yes"; Otherwise Enter 0  20% of Recoverable on Paid Losses & LAE Over 90 Days Past Due Amounts Not in Dispute + 20% of Amounts in Dispute ([Col. 47 * 20%] + [Col. 45 * 20%])	74 Complete if Col. 52 = "No"; Otherwise Enter 0  Greater of 20% of Net Recoverable Net of Funds Held & Collateral, or 20% of Recoverable on Paid Losses & LAE Over 90 Days Past Due (Greater of Col. 26 * 20% or Cols. [40 + 41] * 20%)	75 Provision for Amounts Ceded to Authorized and Reciprocal Jurisdiction Reinsurers (Cols. 73 + 74)	76 Provision for Amounts Ceded to Unauthorized Reinsurers (Cols. 71 + 72 Not in Excess of Col. 15)	77 Provision for Amounts Ceded to Certified Reinsurers (Cols. 64 + 69)	78 Total Provision for Reinsurance (Cols. 75 + 76 + 77)	
39-1324718	MORTGAGE GUARANTY INSURANCE CORPORATION		XXX	XXX				XXX	XXX		
0399999	Total Authorized - Affiliates - U.S. Non-Pool - Other		XXX	XXX				XXX	XXX		
0499999	Total Authorized - Affiliates - U.S. Non-Pool		XXX	XXX				XXX	XXX		
0799999	Total Authorized - Affiliates - Other (Non-U.S.)		XXX	XXX				XXX	XXX		
0899999	Total Authorized - Affiliates		XXX	XXX				XXX	XXX		
1499999	Total Authorized Excluding Protected Cells (Sum of 0899999, 0999999, 1099999, 1199999 and 1299999)		XXX	XXX				XXX	XXX		
1899999	Total Unauthorized - Affiliates - U.S. Non-Pool				XXX	XXX	XXX		XXX		
2199999	Total Unauthorized - Affiliates - Other (Non-U.S.)				XXX	XXX	XXX		XXX		
2299999	Total Unauthorized - Affiliates				XXX	XXX	XXX		XXX		
2899999	Total Unauthorized Excluding Protected Cells (Sum of 2299999, 2399999, 2499999, 2599999 and 2699999)				XXX	XXX	XXX		XXX		
3299999	Total Certified - Affiliates - U.S. Non-Pool	XXX	XXX	XXX	XXX	XXX	XXX	XXX	XXX		
3599999	Total Certified - Affiliates - Other (Non-U.S.)	XXX	XXX	XXX	XXX	XXX	XXX	XXX	XXX		
3699999	Total Certified - Affiliates	XXX	XXX	XXX	XXX	XXX	XXX	XXX	XXX		
4299999	Total Certified Excluding Protected Cells (Sum of 3699999, 3799999, 3899999, 3999999 and 4099999)	XXX	XXX	XXX	XXX	XXX	XXX	XXX	XXX		
4699999	Total Reciprocal Jurisdiction - Affiliates - U.S. Non-Pool		XXX	XXX				XXX	XXX		
4999999	Total Reciprocal Jurisdiction - Affiliates - Other (Non-U.S.)		XXX	XXX				XXX	XXX		
5099999	Total Reciprocal Jurisdiction - Affiliates		XXX	XXX				XXX	XXX		
5699999	Total Reciprocal Jurisdiction Excluding Protected Cells (Sum of 5099999, 5199999, 5299999, 5399999 and 5499999)		XXX	XXX				XXX	XXX		
5799999	Total Authorized, Unauthorized, Reciprocal Jurisdiction and Certified Excluding Protected Cells (Sum of 1499999, 2899999, 4299999 and 5699999)										
5899999	Total Protected Cells (Sum of 1399999, 2799999, 4199999 and 5599999)										
9999999	Totals										

ANNUAL STATEMENT FOR THE YEAR 2023 OF THE MGIC INDEMNITY CORPORATION

**SCHEDULE F - PART 4**

Issuing or Confirming Banks for Letters of Credit from Schedule F, Part 3 (\$000 Omitted)

1 Issuing or Confirming Bank Reference Number Used in Col. 23 of Sch F Part 3	2 Letters of Credit Code	3 American Bankers Association (ABA) Routing Number	4 Issuing or Confirming Bank Name	5 Letters of Credit Amount
<b>NONE</b>				
<b>Total</b>				

ANNUAL STATEMENT FOR THE YEAR 2023 OF THE MGIC INDEMNITY CORPORATION

**SCHEDULE F - PART 5**

Interrogatories for Schedule F, Part 3 (000 Omitted)

A. Report the five largest provisional commission rates included in the cedant's reinsurance treaties. The commission rate to be reported is by contract with ceded premium in excess of \$50,000:

	1 <u>Name of Reinsurer</u>	2 <u>Commission Rate</u>	3 <u>Ceded Premium</u>
1.	MORTGAGE GUARANTY INSURANCE CORPORATION .....	20.000	44
2.	.....		
3.	.....		
4.	.....		
5.	.....		

B. Report the five largest reinsurance recoverables reported in Schedule F, Part 3, Column 15, due from any one reinsurer (based on the total recoverables, Schedule F, Part 3, Line 9999999, Column 15), the amount of ceded premium, and indicate whether the recoverables are due from an affiliated insurer.

	1 <u>Name of Reinsurer</u>	2 <u>Total Recoverables</u>	3 <u>Ceded Premiums</u>	4 <u>Affiliated</u>
6.	MORTGAGE GUARANTY INSURANCE CORPORATION .....	693	44	Yes [ X ] No [ ]
7.	.....			Yes [ ] No [ ]
8.	.....			Yes [ ] No [ ]
9.	.....			Yes [ ] No [ ]
10.	.....			Yes [ ] No [ ]

NOTE: Disclosure of the five largest provisional commission rates should exclude mandatory pools and joint underwriting associations.

ANNUAL STATEMENT FOR THE YEAR 2023 OF THE MGIC INDEMNITY CORPORATION

**SCHEDULE F - PART 6**

Restatement of Balance Sheet to Identify Net Credit for Reinsurance

	1 As Reported (Net of Ceded)	2 Restatement Adjustments	3 Restated (Gross of Ceded)
<b>ASSETS (Page 2, Col. 3)</b>			
1. Cash and invested assets (Line 12) .....	157,641,635		157,641,635
2. Premiums and considerations (Line 15) .....	2,179		2,179
3. Reinsurance recoverable on loss and loss adjustment expense payments (Line 16.1) .....	48,136	(48,136)	
4. Funds held by or deposited with reinsured companies (Line 16.2) .....			
5. Other assets .....	3,075,273		3,075,273
6. Net amount recoverable from reinsurers .....		687,735	687,735
7. Protected cell assets (Line 27) .....			
8. Totals (Line 28) .....	160,767,223	639,599	161,406,822
<b>LIABILITIES (Page 3)</b>			
9. Losses and loss adjustment expenses (Lines 1 through 3) .....	104,107	644,135	748,242
10. Taxes, expenses, and other obligations (Lines 4 through 8) .....	95,303		95,303
11. Unearned premiums (Line 9) .....	2,382,193	1,192	2,383,385
12. Advance premiums (Line 10) .....			
13. Dividends declared and unpaid (Line 11.1 and 11.2) .....			
14. Ceded reinsurance premiums payable (net of ceding commissions (Line 12) .....	5,728	(5,728)	
15. Funds held by company under reinsurance treaties (Line 13) .....			
16. Amounts withheld or retained by company for account of others (Line 14) .....			
17. Provision for reinsurance (Line 16) .....			
18. Other liabilities .....	42,851,552		42,851,552
19. Total liabilities excluding protected cell business (Line 26) .....	45,438,883	639,599	46,078,482
20. Protected cell liabilities (Line 27) .....			
21. Surplus as regards policyholders (Line 37)	115,328,340	XXX	115,328,340
22. Totals (Line 38)	160,767,223	639,599	161,406,822

NOTE: Is the restatement of this exhibit the result of grossing up balances ceded to affiliates under 100 percent reinsurance or pooling arrangements? ..... Yes [ ] No [ X ]

If yes, give full explanation: .....

Schedule H - Part 1 - Analysis of Underwriting Operations

**N O N E**

Schedule H - Part 2 - Reserves and Liabilities

**N O N E**

Schedule H - Part 3 - Test of Prior Year's Claim Reserves and Liabilities

**N O N E**

Schedule H - Part 4 - Reinsurance

**N O N E**

Schedule H - Part 5 - Health Claims

**N O N E**

ANNUAL STATEMENT FOR THE YEAR 2023 OF THE MGIC INDEMNITY CORPORATION

**SCHEDULE P - ANALYSIS OF LOSSES AND LOSS EXPENSES**  
**SCHEDULE P - PART 1 - SUMMARY**

(\$000 OMITTED)

Years in Which Premiums Were Earned and Losses Were Incurred	Premiums Earned			Loss and Loss Expense Payments						10 Salvage and Subrogation Received	11 Total Net Paid Cols (4 - 5 + 6 - 7 + 8 - 9)	12 Number of Claims Reported Direct and Assumed
	1 Direct and Assumed	2 Ceded	3 Net (1 - 2)	Loss Payments		Defense and Cost Containment Payments		Adjusting and Other Payments				
				4 Direct and Assumed	5 Ceded	6 Direct and Assumed	7 Ceded	8 Direct and Assumed	9 Ceded			
1. Prior.....	XXX	XXX	XXX								XXX	
2. 2014.....	24,102	6,240	17,862	652	422	4					234	XXX
3. 2015.....	20,137	4,319	15,818	476	161	93	43			517	365	XXX
4. 2016.....	15,280	3,889	11,391	443	162	8	2			12	287	XXX
5. 2017.....	10,951	1,626	9,325	183	(435)		(22)				640	XXX
6. 2018.....	7,666	1,248	6,418	156	(18)		(10)				184	XXX
7. 2019.....	5,293	4,231	1,062	226	264		1				(39)	XXX
8. 2020.....	3,964	2,729	1,235	77	90						(13)	XXX
9. 2021.....	2,872	710	2,162		1						(1)	XXX
10. 2022.....	1,692	156	1,536	39	44						(5)	XXX
11. 2023	1,160	51	1,109									XXX
12. Totals	XXX	XXX	XXX	2,252	691	105	14			529	1,652	XXX

	Losses Unpaid				Defense and Cost Containment Unpaid				Adjusting and Other Unpaid		23 Salvage and Subrogation Anticipated	24 Total Net Losses and Expenses Unpaid	25 Number of Claims Outstanding Direct and Assumed
	Case Basis		Bulk + IBNR		Case Basis		Bulk + IBNR		Adjusting and Other Unpaid				
	13	14	15	16	17	18	19	20	21	22			
	Direct and Assumed	Ceded	Direct and Assumed	Ceded	Direct and Assumed	Ceded	Direct and Assumed	Ceded	Direct and Assumed	Ceded			
1. Prior.....													XXX
2. 2014.....													XXX
3. 2015.....	71	71			2	2							XXX
4. 2016.....													XXX
5. 2017.....													XXX
6. 2018.....	63	63			2	2							XXX
7. 2019.....	145	145			4	4							XXX
8. 2020.....	125	125			3	3							XXX
9. 2021.....	58	57			1	1						1	XXX
10. 2022.....	129	94			4	4						35	XXX
11. 2023	118	54	19	18	3	1	1					68	XXX
12. Totals	709	609	19	18	19	17	1					104	XXX

	Total Losses and Loss Expenses Incurred			Loss and Loss Expense Percentage (Incurred / Premiums Earned)			Nontabular Discount		34 Inter-Company Pooling Participation Percentage	Net Balance Sheet Reserves After Discount	
	26	27	28	29	30	31	32	33		35	36
	Direct and Assumed	Ceded	Net	Direct and Assumed	Ceded	Net	Loss	Loss Expense		Losses Unpaid	Loss Expenses Unpaid
1. Prior.....	XXX	XXX	XXX	XXX	XXX	XXX			XXX		
2. 2014.....	656	422	234	2.7	6.8	1.3					
3. 2015.....	642	277	365	3.2	6.4	2.3					
4. 2016.....	451	164	287	3.0	4.2	2.5					
5. 2017.....	183	(457)	640	1.7	(28.1)	6.9					
6. 2018.....	221	37	184	2.9	3.0	2.9					
7. 2019.....	375	414	(39)	7.1	9.8	(3.7)					
8. 2020.....	205	218	(13)	5.2	8.0	(1.1)					
9. 2021.....	59	59		2.1	8.3					1	
10. 2022.....	172	142	30	10.2	91.0	2.0				35	
11. 2023	141	73	68	12.2	143.1	6.1				65	3
12. Totals	XXX	XXX	XXX	XXX	XXX	XXX			XXX	101	3

Note: Parts 2 and 4 are gross of all discounting, including tabular discounting. Part 1 is gross of only nontabular discounting, which is reported in Columns 32 and 33 of Part 1. The tabular discount, if any, is reported in the Notes to Financial Statements which will reconcile Part 1 with Parts 2 and 4.

ANNUAL STATEMENT FOR THE YEAR 2023 OF THE MGIC INDEMNITY CORPORATION

**SCHEDULE P - PART 2 - SUMMARY**

Years in Which Losses Were Incurred	INCURRED NET LOSSES AND DEFENSE AND COST CONTAINMENT EXPENSES REPORTED AT YEAR END (\$000 OMITTED)										DEVELOPMENT		
	1 2014	2 2015	3 2016	4 2017	5 2018	6 2019	7 2020	8 2021	9 2022	10 2023	11 One Year	12 Two Year	
1. Prior.....	258	197	155	148	92	92	92	92	92	92			
2. 2014.....	821	630	381	366	236	234	234	234	234	234			
3. 2015.....	XXX	866	810	236	373	368	368	368	365	365		(3)	
4. 2016.....	XXX	XXX	756	319	305	288	288	288	287	287		(1)	
5. 2017.....	XXX	XXX	XXX	1,276	688	641	641	641	640	640		(1)	
6. 2018.....	XXX	XXX	XXX	XXX	273	182	182	187	184	184		(3)	
7. 2019.....	XXX	XXX	XXX	XXX	XXX	(34)	(34)	(34)	(39)	(39)		(5)	
8. 2020.....	XXX	XXX	XXX	XXX	XXX	XXX	208	417	(10)	(13)	(3)	(430)	
9. 2021.....	XXX	XXX	XXX	XXX	XXX	XXX	XXX	736	151		(151)	(736)	
10. 2022.....	XXX	XXX	XXX	XXX	XXX	XXX	XXX	XXX	160	30	(130)	XXX	
11. 2023.....	XXX	XXX	XXX	XXX	XXX	XXX	XXX	XXX	XXX	68	XXX	XXX	
											12. Totals	(284)	(1,179)

**SCHEDULE P - PART 3 - SUMMARY**

Years in Which Losses Were Incurred	CUMULATIVE PAID NET LOSSES AND DEFENSE AND COST CONTAINMENT EXPENSES REPORTED AT YEAR END (\$000 OMITTED)										11 Number of Claims Closed With Loss Payment	12 Number of Claims Closed Without Loss Payment
	1 2014	2 2015	3 2016	4 2017	5 2018	6 2019	7 2020	8 2021	9 2022	10 2023		
1. Prior.....	000	15	92	92	92	92	92	92	92	92	XXX	XXX
2. 2014.....	25	(244)	(5)	93	236	234	234	234	234	234	XXX	XXX
3. 2015.....	XXX	(150)	(106)	20	373	368	368	368	365	365	XXX	XXX
4. 2016.....	XXX	XXX	(77)	(28)	305	288	288	288	287	287	XXX	XXX
5. 2017.....	XXX	XXX	XXX	30	688	641	641	641	640	640	XXX	XXX
6. 2018.....	XXX	XXX	XXX	XXX	273	182	182	187	184	184	XXX	XXX
7. 2019.....	XXX	XXX	XXX	XXX	XXX	(34)	(34)	(34)	(39)	(39)	XXX	XXX
8. 2020.....	XXX	XXX	XXX	XXX	XXX	XXX			(13)	(13)	XXX	XXX
9. 2021.....	XXX	XXX	XXX	XXX	XXX	XXX	XXX		(1)	(1)	XXX	XXX
10. 2022.....	XXX	XXX	XXX	XXX	XXX	XXX	XXX	XXX	(5)	(5)	XXX	XXX
11. 2023.....	XXX	XXX	XXX	XXX	XXX	XXX	XXX	XXX	XXX	XXX	XXX	XXX

**SCHEDULE P - PART 4 - SUMMARY**

Years in Which Losses Were Incurred	BULK AND IBNR RESERVES ON NET LOSSES AND DEFENSE AND COST CONTAINMENT EXPENSES REPORTED AT YEAR END (\$000 OMITTED)									
	1 2014	2 2015	3 2016	4 2017	5 2018	6 2019	7 2020	8 2021	9 2022	10 2023
1. Prior.....										
2. 2014.....	63									
3. 2015.....	XXX	110								
4. 2016.....	XXX	XXX	125							
5. 2017.....	XXX	XXX	XXX	133						
6. 2018.....	XXX	XXX	XXX	XXX						
7. 2019.....	XXX	XXX	XXX	XXX	XXX					
8. 2020.....	XXX	XXX	XXX	XXX	XXX	XXX	52			
9. 2021.....	XXX	XXX	XXX	XXX	XXX	XXX	XXX	33		
10. 2022.....	XXX	XXX	XXX	XXX	XXX	XXX	XXX	XXX	9	
11. 2023.....	XXX	XXX	XXX	XXX	XXX	XXX	XXX	XXX	XXX	2

Schedule P - Part 1A - Homeowners/Farmowners

**NONE**

Schedule P - Part 1B - Private Passenger Auto Liability/Medical

**NONE**

Schedule P - Part 1C - Commercial Auto/Truck Liability/Medical

**NONE**

Schedule P - Part 1D - Workers' Compensation (Excluding Excess Workers' Compensation)

**NONE**

Schedule P - Part 1E - Commercial Multiple Peril

**NONE**

Schedule P - Part 1F - Section 1 - Medical Professional Liability - Occurrence

**NONE**

Schedule P - Part 1F - Section 2 - Medical Professional Liability - Claims-Made

**NONE**

Schedule P - Part 1G - Special Liability (Ocean Marine, Aircraft (all perils), Boiler and Machinery)

**NONE**

Schedule P - Part 1H - Section 1 - Other Liability - Occurrence

**NONE**

Schedule P - Part 1H - Section 2 - Other Liability - Claims-Made

**NONE**

Schedule P - Part 1I - Special Property (Fire, Allied Lines...)

**NONE**

Schedule P - Part 1J - Auto Physical Damage

**NONE**

Schedule P - Part 1K - Fidelity/Surety

**NONE**

Schedule P - Part 1L - Other (Including Credit, Accident and Health)

**NONE**



Schedule P - Part 1M - International

**N O N E**

Schedule P - Part 1N - Reinsurance - Nonproportional Assumed Property

**N O N E**

Schedule P - Part 1O - Reinsurance - Nonproportional Assumed Liability

**N O N E**

Schedule P - Part 1P - Reinsurance - Nonproportional Assumed Financial Lines

**N O N E**

Schedule P - Part 1R - Section 1 - Products Liability - Occurrence

**N O N E**

Schedule P - Part 1R - Section 2 - Products Liability - Claims-Made

**N O N E**

**ANNUAL STATEMENT FOR THE YEAR 2023 OF THE MGIC INDEMNITY CORPORATION**  
**SCHEDULE P - PART 1S - FINANCIAL GUARANTY/MORTGAGE GUARANTY**  
(\$000 OMITTED)

Years in Which Premiums Were Earned and Losses Were Incurred	Premiums Earned			Loss and Loss Expense Payments							12 Number of Claims Reported Direct and Assumed		
	1 Direct and Assumed	2 Ceded	3 Net (1 - 2)	Loss Payments		Defense and Cost Containment Payments		Adjusting and Other Payments		10 Salvage and Subrogation Received		11 Total Net Paid Cols (4 - 5 + 6 - 7 + 8 - 9)	
				4 Direct and Assumed	5 Ceded	6 Direct and Assumed	7 Ceded	8 Direct and Assumed	9 Ceded				
1. Prior.....	XXX.....	XXX.....	XXX.....	96.....	96.....	5.....	5.....			12.....		XXX.....	
2. 2022.....	1,692.....	156.....	1,536.....	39.....	44.....							(5).....	XXX.....
3. 2023.....	1,160.....	51.....	1,109.....										XXX.....
4. Totals.....	XXX.....	XXX.....	XXX.....	135.....	140.....	5.....	5.....			12.....		(5).....	XXX.....

	Losses Unpaid				Defense and Cost Containment Unpaid				Adjusting and Other Unpaid		23 Salvage and Subrogation Anticipated	24 Total Net Losses and Expenses Unpaid	25 Number of Claims Outstanding Direct and Assumed
	Case Basis		Bulk + IBNR		Case Basis		Bulk + IBNR		Adjusting and Other Unpaid				
	13 Direct and Assumed	14 Ceded	15 Direct and Assumed	16 Ceded	17 Direct and Assumed	18 Ceded	19 Direct and Assumed	20 Ceded	21 Direct and Assumed	22 Ceded			
1. Prior.....	462.....	461.....			12.....	12.....						1.....	1.....
2. 2022.....	129.....	94.....			4.....	4.....						35.....	
3. 2023.....	118.....	54.....	19.....	18.....	3.....	1.....	1.....					68.....	
4. Totals.....	709.....	609.....	19.....	18.....	19.....	17.....	1.....					104.....	1.....

	Total Losses and Loss Expenses Incurred			Loss and Loss Expense Percentage (Incurred /Premiums Earned)			Nontabular Discount		34 Inter-Company Pooling Participation Percentage	Net Balance Sheet Reserves After Discount	
	26 Direct and Assumed	27 Ceded	28 Net	29 Direct and Assumed	30 Ceded	31 Net	32 Loss	33 Loss Expense		35 Losses Unpaid	36 Loss Expenses Unpaid
	1. Prior.....	XXX.....	XXX.....	XXX.....	XXX.....	XXX.....	XXX.....				XXX.....
2. 2022.....	172.....	142.....	30.....	10.2.....	91.0.....	2.0.....				35.....	
3. 2023.....	141.....	73.....	68.....	12.2.....	143.1.....	6.1.....				65.....	3.....
4. Totals.....	XXX.....	XXX.....	XXX.....	XXX.....	XXX.....	XXX.....			XXX.....	101.....	3.....

Schedule P - Part 1T - Warranty

**NONE**

Schedule P - Part 2A - Homeowners/Farmowners

**NONE**

Schedule P - Part 2B - Private Passenger Auto Liability/Medical

**NONE**

Schedule P - Part 2C - Commercial Auto/Truck Liability/Medical

**NONE**

Schedule P - Part 2D - Workers' Compensation (Excluding Excess Workers' Compensation)

**NONE**

Schedule P - Part 2E - Commercial Multiple Peril

**NONE**

Schedule P - Part 2F - Section 1 - Medical Professional Liability - Occurrence

**NONE**

Schedule P - Part 2F - Section 2 - Medical Professional Liability - Claims-Made

**NONE**

Schedule P - Part 2G - Special Liability (Ocean Marine, Aircraft (all perils), Boiler and Machinery)

**NONE**

Schedule P - Part 2H - Section 1 - Other Liability - Occurrence

**NONE**

Schedule P - Part 2H - Section 2- Other Liability - Claims-Made

**NONE**

Schedule P - Part 2I - Special Property

**NONE**

Schedule P - Part 2J - Auto Physical Damage

**NONE**

Schedule P - Part 2K - Fidelity/Surety

**NONE**

Schedule P - Part 2L - Other (Including Credit, Accident and Health)

**N O N E**

Schedule P - Part 2M - International

**N O N E**

Schedule P - Part 2N - Reinsurance - Nonproportional Assumed Property

**N O N E**

Schedule P - Part 2O - Reinsurance - Nonproportional Assumed Liability

**N O N E**

Schedule P - Part 2P - Reinsurance - Nonproportional Assumed Financial Lines

**N O N E**

ANNUAL STATEMENT FOR THE YEAR 2023 OF THE MGIC INDEMNITY CORPORATION  
**SCHEDULE P - PART 2R - SECTION 1 - PRODUCTS LIABILITY - OCCURRENCE**

Years in Which Losses Were Incurred	INCURRED NET LOSSES AND DEFENSE AND COST CONTAINMENT EXPENSES REPORTED AT YEAR END (\$000 OMITTED)										DEVELOPMENT	
	1 2014	2 2015	3 2016	4 2017	5 2018	6 2019	7 2020	8 2021	9 2022	10 2023	11 One Year	12 Two Year
1. Prior.....												
2. 2014.....												
3. 2015.....	XXX											
4. 2016.....	XXX	XXX										
5. 2017.....	XXX	XXX	XXX									
6. 2018.....	XXX	XXX	XXX									
7. 2019.....	XXX	XXX	XXX	XXX								
8. 2020.....	XXX	XXX	XXX	XXX	XXX	XXX						
9. 2021.....	XXX	XXX	XXX	XXX	XXX	XXX	XXX					
10. 2022.....	XXX	XXX	XXX	XXX	XXX	XXX	XXX	XXX				XXX
11. 2023	XXX	XXX	XXX	XXX	XXX	XXX	XXX	XXX	XXX		XXX	XXX
12. Totals												

**NONE**

**SCHEDULE P - PART 2R - SECTION 2 - PRODUCTS LIABILITY - CLAIMS-MADE**

1. Prior.....												
2. 2014.....												
3. 2015.....	XXX											
4. 2016.....	XXX	XXX										
5. 2017.....	XXX	XXX	XXX									
6. 2018.....	XXX	XXX	XXX	XXX								
7. 2019.....	XXX	XXX	XXX	XXX	XXX							
8. 2020.....	XXX	XXX	XXX	XXX	XXX	XXX						
9. 2021.....	XXX	XXX	XXX	XXX	XXX	XXX	XXX					
10. 2022.....	XXX	XXX	XXX	XXX	XXX	XXX	XXX	XXX				XXX
11. 2023	XXX	XXX	XXX	XXX	XXX	XXX	XXX	XXX	XXX		XXX	XXX
12. Totals												

**NONE**

**SCHEDULE P - PART 2S - FINANCIAL GUARANTY/MORTGAGE GUARANTY**

1. Prior.....	XXX	XXX	XXX	XXX	XXX	XXX	XXX	1,153	128	(26)	(154)	(1,179)
2. 2022.....	XXX	XXX	XXX	XXX	XXX	XXX	XXX	XXX	160	30	(130)	XXX
3. 2023	XXX	XXX	XXX	XXX	XXX	XXX	XXX	XXX	XXX	68	XXX	XXX
4. Totals											(284)	(1,179)

**SCHEDULE P - PART 2T - WARRANTY**

1. Prior.....	XXX	XXX	XXX	XXX	XXX	XXX	XXX					
2. 2022.....	XXX	XXX	XXX	XXX	XXX	XXX	XXX	XXX				XXX
3. 2023	XXX	XXX	XXX	XXX	XXX	XXX	XXX	XXX	XXX		XXX	XXX
4. Totals												

**NONE**

Schedule P - Part 3A - Homeowners/Farmowners

**N O N E**

Schedule P - Part 3B - Private Passenger Auto Liability/Medical

**N O N E**

Schedule P - Part 3C - Commercial Auto/Truck Liability/Medical

**N O N E**

Schedule P - Part 3D - Workers' Compensation (Excluding Excess Workers' Compensation)

**N O N E**

Schedule P - Part 3E - Commercial Multiple Peril

**N O N E**

Schedule P - Part 3F - Section 1 - Medical Professional Liability - Occurrence

**N O N E**

Schedule P - Part 3F - Section 2 - Medical Professional Liability - Claims-Made

**N O N E**

Schedule P - Part 3G - Special Liability

**N O N E**

Schedule P - Part 3H - Section 1 - Other Liability - Occurrence

**N O N E**

Schedule P - Part 3H - Section 2 - Other Liability - Claims-Made

**N O N E**

Schedule P - Part 3I - Special Property

**N O N E**

Schedule P - Part 3J - Auto Physical Damage

**N O N E**

Schedule P - Part 3K - Fidelity/Surety

**N O N E**

Schedule P - Part 3L - Other (Including Credit, Accident and Health)

**N O N E**

Schedule P - Part 3M - International

**N O N E**

Schedule P - Part 3N - Reinsurance - Nonproportional Assumed Property

**N O N E**

Schedule P - Part 3O - Reinsurance - Nonproportional Assumed Liability

**N O N E**

Schedule P - Part 3P - Reinsurance - Nonproportional Assumed Financial Lines

**N O N E**

ANNUAL STATEMENT FOR THE YEAR 2023 OF THE MGIC INDEMNITY CORPORATION  
**SCHEDULE P - PART 3R - SECTION 1 - PRODUCTS LIABILITY - OCCURRENCE**

Years in Which Losses Were Incurred	CUMULATIVE PAID NET LOSSES AND DEFENSE AND COST CONTAINMENT EXPENSES REPORTED AT YEAR END (\$000 OMITTED)										11 Number of Claims Closed With Loss Payment	12 Number of Claims Closed Without Loss Payment	
	1	2	3	4	5	6	7	8	9	10			
	2014	2015	2016	2017	2018	2019	2020	2021	2022	2023			
1. Prior.....	000.....												
2. 2014.....													
3. 2015.....	XXX.....												
4. 2016.....	XXX.....	XXX.....											
5. 2017.....	XXX.....	XXX.....	XXX.....										
6. 2018.....	XXX.....	XXX.....	XXX.....	XXX.....									
7. 2019.....	XXX.....	XXX.....	XXX.....	XXX.....	XXX.....								
8. 2020.....	XXX.....	XXX.....	XXX.....	XXX.....	XXX.....	XXX.....							
9. 2021.....	XXX.....	XXX.....	XXX.....	XXX.....	XXX.....	XXX.....	XXX.....						
10. 2022.....	XXX.....	XXX.....	XXX.....	XXX.....	XXX.....	XXX.....	XXX.....	XXX.....					
11. 2023.....	XXX.....	XXX.....	XXX.....	XXX.....	XXX.....	XXX.....	XXX.....	XXX.....	XXX.....				

**NONE**

**SCHEDULE P - PART 3R - SECTION 2 - PRODUCTS LIABILITY - CLAIMS-MADE**

1. Prior.....	000.....												
2. 2014.....													
3. 2015.....	XXX.....												
4. 2016.....	XXX.....	XXX.....											
5. 2017.....	XXX.....	XXX.....	XXX.....										
6. 2018.....	XXX.....	XXX.....	XXX.....	XXX.....									
7. 2019.....	XXX.....	XXX.....	XXX.....	XXX.....	XXX.....								
8. 2020.....	XXX.....	XXX.....	XXX.....	XXX.....	XXX.....	XXX.....							
9. 2021.....	XXX.....	XXX.....	XXX.....	XXX.....	XXX.....	XXX.....	XXX.....						
10. 2022.....	XXX.....	XXX.....	XXX.....	XXX.....	XXX.....	XXX.....	XXX.....	XXX.....					
11. 2023.....	XXX.....	XXX.....	XXX.....	XXX.....	XXX.....	XXX.....	XXX.....	XXX.....	XXX.....				

**NONE**

**SCHEDULE P - PART 3S - FINANCIAL GUARANTY/MORTGAGE GUARANTY**

1. Prior.....	XXX.....	XXX.....	XXX.....	XXX.....	XXX.....	XXX.....	XXX.....	000.....	(27)	(27)	XXX.....	XXX.....
2. 2022.....	XXX.....	XXX.....	XXX.....	XXX.....	XXX.....	XXX.....	XXX.....	XXX.....	(5)	(5)	XXX.....	XXX.....
3. 2023.....	XXX.....	XXX.....	XXX.....	XXX.....	XXX.....	XXX.....	XXX.....	XXX.....	XXX.....		XXX.....	XXX.....

**SCHEDULE P - PART 3T - WARRANTY**

1. Prior.....	XXX.....	XXX.....	XXX.....	XXX.....	XXX.....	XXX.....	XXX.....	XXX.....	XXX.....	XXX.....			
2. 2022.....	XXX.....	XXX.....	XXX.....	XXX.....	XXX.....	XXX.....	XXX.....	XXX.....	XXX.....	XXX.....			
3. 2023.....	XXX.....	XXX.....	XXX.....	XXX.....	XXX.....	XXX.....	XXX.....	XXX.....	XXX.....	XXX.....			

**NONE**



Schedule P - Part 4A - Homeowners/Farmowners

**N O N E**

Schedule P - Part 4B - Private Passenger Auto Liability/Medical

**N O N E**

Schedule P - Part 4C - Commercial Auto/Truck Liability/Medical

**N O N E**

Schedule P - Part 4D - Workers' Compensation (Excluding Excess Workers' Compensation)

**N O N E**

Schedule P - Part 4E - Commercial Multiple Peril

**N O N E**

Schedule P - Part 4F - Section 1 - Medical Professional Liability - Occurrence

**N O N E**

Schedule P - Part 4F - Section 2 - Medical Professional Liability - Claims-Made

**N O N E**

Schedule P - Part 4G - Special Liability

**N O N E**

Schedule P - Part 4H - Section 1 - Other Liability - Occurrence

**N O N E**

Schedule P - Part 4H - Section 2 - Other Liability - Claims-Made

**N O N E**

Schedule P - Part 4I - Special Property

**N O N E**

Schedule P - Part 4J - Auto Physical Damage

**N O N E**

Schedule P - Part 4K - Fidelity/Surety

**N O N E**

Schedule P - Part 4L - Other (Including Credit, Accident and Health)

**N O N E**

Schedule P - Part 4M - International

**N O N E**

Schedule P - Part 4N - Reinsurance - Nonproportional Assumed Property

**N O N E**

Schedule P - Part 4O - Reinsurance - Nonproportional Assumed Liability

**N O N E**

Schedule P - Part 4P - Reinsurance - Nonproportional Assumed Financial Lines

**N O N E**

ANNUAL STATEMENT FOR THE YEAR 2023 OF THE MGIC INDEMNITY CORPORATION  
**SCHEDULE P - PART 4R - SECTION 1 - PRODUCTS LIABILITY - OCCURRENCE**

Years in Which Losses Were Incurred	BULK AND IBNR RESERVES ON NET LOSSES AND DEFENSE AND COST CONTAINMENT EXPENSES REPORTED AT YEAR END (\$000 OMITTED)									
	1	2	3	4	5	6	7	8	9	10
	2014	2015	2016	2017	2018	2019	2020	2021	2022	2023
1. Prior.....										
2. 2014.....										
3. 2015.....	XXX									
4. 2016.....	XXX	XXX								
5. 2017.....	XXX	XXX	XX							
6. 2018.....	XXX	XXX	XX	XXX						
7. 2019.....	XXX	XXX	XXX	XXX	XXX					
8. 2020.....	XXX	XXX	XXX	XXX	XXX	XXX				
9. 2021.....	XXX	XXX	XXX	XXX	XXX	XXX	XXX			
10. 2022.....	XXX	XXX	XXX	XXX	XXX	XXX	XXX	XXX		
11. 2023	XXX	XXX	XXX	XXX	XXX	XXX	XXX	XXX	XXX	

**NONE**

**SCHEDULE P - PART 4R - SECTION 2 - PRODUCTS LIABILITY - CLAIMS-MADE**

1. Prior.....										
2. 2014.....										
3. 2015.....	XXX									
4. 2016.....	XXX	XXX								
5. 2017.....	XXX	XXX	XXX							
6. 2018.....	XXX	XXX	XX	XXX						
7. 2019.....	XXX	XXX	XX	XX	XX					
8. 2020.....	XXX	XXX	XX	XXX	XXX	XX				
9. 2021.....	XXX	XXX	XXX	XXX	XXX	XXX	XXX			
10. 2022.....	XXX	XXX	XXX	XXX	XXX	XXX	XXX	XXX		
11. 2023	XXX	XXX	XXX	XXX	XXX	XXX	XXX	XXX	XXX	

**NONE**

**SCHEDULE P - PART 4S - FINANCIAL GUARANTY/MORTGAGE GUARANTY**

1. Prior.....	XXX	XXX	XXX	XXX	XXX	XXX	XXX	33		
2. 2022.....	XXX	XXX	XXX	XXX	XXX	XXX	XXX	XXX	9	
3. 2023	XXX	XXX	XXX	XXX	XXX	XXX	XXX	XXX	XXX	2

**SCHEDULE P - PART 4T - WARRANTY**

1. Prior.....	XXX	XXX	XX	XXX	XXX	XX	XX			
2. 2022.....	XXX	XXX	XX	XX	XX	XX	XX	XXX		
3. 2023	XXX	XXX	XX	XX	XX	XX	XXX	XXX	XXX	

**NONE**

Schedule P - Part 5A - Homeowners/Farmowners - Section 1

**N O N E**

Schedule P - Part 5A - Homeowners/Farmowners - Section 2

**N O N E**

Schedule P - Part 5A - Homeowners/Farmowners - Section 3

**N O N E**

Schedule P - Part 5B - Private Passenger Auto Liability/Medical - Section 1

**N O N E**

Schedule P - Part 5B - Private Passenger Auto Liability/Medical - Section 2

**N O N E**

Schedule P - Part 5B - Private Passenger Auto Liability/Medical - Section 3

**N O N E**

Schedule P - Part 5C - Commercial Auto/Truck Liability/Medical - Section 1

**N O N E**

Schedule P - Part 5C - Commercial Auto/Truck Liability/Medical - Section 2

**N O N E**

Schedule P - Part 5C - Commercial Auto/Truck Liability/Medical - Section 3

**N O N E**

Schedule P-Part 5D-Workers' Compensation (Excluding Excess Workers' Compensation)-Section 1

**N O N E**

Schedule P-Part 5D-Workers' Compensation (Excluding Excess Workers' Compensation)-Section 2

**N O N E**

Schedule P-Part 5D-Workers' Compensation (Excluding Excess Workers' Compensation)-Section 3

**N O N E**

Schedule P - Part 5E - Commercial Multiple Peril - Section 1

**N O N E**

Schedule P - Part 5E - Commercial Multiple Peril - Section 2

**N O N E**

Schedule P - Part 5E - Commercial Multiple Peril - Section 3

**NONE**

Schedule P - Part 5F - Medical Professional Liability - Occurrence - Section 1A

**NONE**

Schedule P - Part 5F - Medical Professional Liability - Occurrence - Section 2A

**NONE**

Schedule P - Part 5F - Medical Professional Liability - Occurrence - Section 3A

**NONE**

Schedule P - Part 5F - Medical Professional Liability - Claims-Made - Section 1B

**NONE**

Schedule P - Part 5F - Medical Professional Liability - Claims-Made - Section 2B

**NONE**

Schedule P - Part 5F - Medical Professional Liability - Claims-Made - Section 3B

**NONE**

Schedule P - Part 5H - Other Liability - Occurrence - Section 1A

**NONE**

Schedule P - Part 5H - Other Liability - Occurrence - Section 2A

**NONE**

Schedule P - Part 5H - Other Liability - Occurrence - Section 3A

**NONE**

Schedule P - Part 5H - Other Liability - Claims-Made - Section 1B

**NONE**

Schedule P - Part 5H - Other Liability - Claims-Made - Section 2B

**NONE**

Schedule P - Part 5H - Other Liability - Claims-Made - Section 3B

**NONE**

Schedule P - Part 5R - Products Liability - Occurrence - Section 1A

**NONE**

Schedule P - Part 5R - Products Liability - Occurrence - Section 2A

**NONE**

Schedule P - Part 5R - Products Liability - Occurrence - Section 3A

**NONE**

Schedule P - Part 5R - Products Liability - Claims-Made - Section 1B

**NONE**

Schedule P - Part 5R - Products Liability - Claims-Made - Section 2B

**NONE**

Schedule P - Part 5R - Products Liability - Claims-Made - Section 3B

**NONE**

Schedule P - Part 5T - Warranty - Section 1

**NONE**

Schedule P - Part 5T - Warranty - Section 2

**NONE**

Schedule P - Part 5T - Warranty - Section 3

**NONE**

Schedule P - Part 6C - Commercial Auto/Truck Liability/Medical - Section 1

**NONE**

Schedule P - Part 6C - Commercial Auto/Truck Liability/Medical - Section 2

**NONE**

Schedule P-Part 6D-Workers' Compensation (Excluding Excess Workers' Compensation)-Section 1

**NONE**

Schedule P-Part 6D-Workers' Compensation (Excluding Excess Workers' Compensation)-Section 2

**NONE**

Schedule P - Part 6E - Commercial Multiple Peril - Section 1

**NONE**

Schedule P - Part 6E - Commercial Multiple Peril - Section 2

**NONE**

Schedule P - Part 6H - Other Liability - Occurrence - Section 1A

**NONE**

Schedule P - Part 6H - Other Liability - Occurrence - Section 2A

**NONE**

Schedule P - Part 6H - Other Liability - Claims-Made - Section 1B

**NONE**

Schedule P - Part 6H - Other Liability - Claims-Made - Section 2B

**NONE**

Schedule P - Part 6M - International - Section 1

**NONE**

Schedule P - Part 6M - International - Section 2

**NONE**

Schedule P - Part 6N- Reinsurance A - Nonproportional Assumed Property - Section 1

**NONE**

Schedule P - Part 6N- Reinsurance A - Nonproportional Assumed Property - Section 2

**NONE**

Schedule P - Part 6O - Reinsurance B - Nonproportional Liability - Section 1

**NONE**

Schedule P - Part 6O - Reinsurance B - Nonproportional Assumed Liability - Section 2

**NONE**

Schedule P - Part 6R - Products Liability - Occurrence - Section 1A

**NONE**

Schedule P - Part 6R - Products Liability - Occurrence - Section 2A

**NONE**

Schedule P - Part 6R - Products Liability - Claims-Made - Section 1B

**NONE**

Schedule P - Part 6R - Products Liability - Claims-Made - Section 2B

**NONE**

Schedule P - Part 7A - Section 1 - Primary Loss Sensitive Contracts

**NONE**

Schedule P - Part 7A - Section 2 - Primary Loss Sensitive Contracts

**NONE**

Schedule P - Part 7A - Section 3 - Primary Loss Sensitive Contracts

**NONE**

Schedule P - Part 7A - Section 4 - Primary Loss Sensitive Contracts

**NONE**

Schedule P - Part 7A - Section 5 - Primary Loss Sensitive Contracts

**NONE**

Schedule P - Part 7B - Section 1 - Reinsurance Loss Sensitive Contracts

**NONE**

Schedule P - Part 7B - Section 2 - Reinsurance Loss Sensitive Contracts

**NONE**

Schedule P - Part 7B - Section 3 - Reinsurance Loss Sensitive Contracts

**NONE**

Schedule P - Part 7B - Section 4 - Reinsurance Loss Sensitive Contracts

**NONE**

Schedule P - Part 7B - Section 5 - Reinsurance Loss Sensitive Contracts

**NONE**

Schedule P - Part 7B - Section 6 - Reinsurance Loss Sensitive Contracts

**NONE**

Schedule P - Part 7B - Section 7 - Reinsurance Loss Sensitive Contracts

**NONE**



ANNUAL STATEMENT FOR THE YEAR 2023 OF THE MGIC INDEMNITY CORPORATION

**SCHEDULE P INTERROGATORIES**

1. The following questions relate to yet-to-be-issued Extended Reporting Endorsements (EREs) arising from Death, Disability, or Retirement (DDR) provisions in Medical Professional Liability Claims Made insurance policies. EREs provided for reasons other than DDR are not to be included.
- 1.1 Does the company issue Medical Professional Liability Claims Made insurance policies that provide tail (also known as an extended reporting endorsement, or "ERE") benefits in the event of Death, Disability, or Retirement (DDR) at a reduced charge or at no additional cost? ..... Yes [ ] No [ X ]  
If the answer to question 1.1 is "no", leave the following questions blank. If the answer to question 1.1 is "yes", please answer the following questions:
- 1.2 What is the total amount of the reserve for that provision (DDR Reserve), as reported, explicitly or not, elsewhere in this statement (in dollars)? ..... \$ .....
- 1.3 Does the company report any DDR reserve as Unearned Premium Reserve per SSAP #65? ..... Yes [ ] No [ ]
- 1.4 Does the company report any DDR reserve as loss or loss adjustment expense reserve? ..... Yes [ ] No [ ]
- 1.5 If the company reports DDR reserve as Unearned Premium Reserve, does that amount match the figure on the Underwriting and Investment Exhibit, Part 1A - Recapitulation of all Premiums (Page 7) Column 2, Lines 11.1 plus 11.2? ..... Yes [ ] No [ ] N/A [ ]
- 1.6 If the company reports DDR reserve as loss or loss adjustment expense reserve, please complete the following table corresponding to where these reserves are reported in Schedule P:

Years in Which Premiums Were Earned and Losses Were Incurred		DDR Reserve Included in Schedule P, Part 1F, Medical Professional Liability Column 24: Total Net Losses and Expenses Unpaid	
		1 Section 1: Occurrence	2 Section 2: Claims-Made
1.601	Prior .....		
1.602	2014 .....		
1.603	2015 .....		
1.604	2016 .....		
1.605	2017 .....		
1.606	2018 .....		
1.607	2019 .....		
1.608	2020 .....		
1.609	2021 .....		
1.610	2022 .....		
1.611	2023 .....		
1.612	Totals		

2. The definition of allocated loss adjustment expenses (ALAE) and, therefore, unallocated loss adjustment expenses (ULAE) was changed effective January 1, 1998. This change in definition applies to both paid and unpaid expenses. Are these expenses (now reported as "Defense and Cost Containment" and "Adjusting and Other" ) reported in compliance with these definitions in this statement? ..... Yes [ X ] No [ ]
3. The Adjusting and Other expense payments and reserves should be allocated to the years in which the losses were incurred based on the number of claims reported, closed and outstanding in those years. When allocating Adjusting and Other expense between companies in a group or a pool, the Adjusting and Other expense should be allocated in the same percentage used for the loss amounts and the claim counts. For reinsurers, Adjusting and Other expense assumed should be reported according to the reinsurance contract. For Adjusting and Other expense incurred by reinsurers, or in those situations where suitable claim count information is not available, Adjusting and Other expense should be allocated by a reasonable method determined by the company and described in Interrogatory 7, below. Are they so reported in this Statement? ..... Yes [ X ] No [ ]
4. Do any lines in Schedule P include reserves that are reported gross of any discount to present value of future payments, and that are reported net of such discounts on Page 10? ..... Yes [ ] No [ X ]  
  
If yes, proper disclosure must be made in the Notes to Financial Statements, as specified in the Instructions. Also, the discounts must be reported in Schedule P - Part 1, Columns 32 and 33. Schedule P must be completed gross of non-tabular discounting. Work papers relating to discount calculations must be available for examination upon request.  
Discounting is allowed only if expressly permitted by the state insurance department to which this Annual Statement is being filed.
5. What were the net premiums in force at the end of the year for:  
(in thousands of dollars)
 

5.1 Fidelity .....
5.2 Surety .....
6. Claim count information is reported per claim or per claimant (Indicate which) ..... per claim.....  
If not the same in all years, explain in Interrogatory 7.
- 7.1 The information provided in Schedule P will be used by many persons to estimate the adequacy of the current loss and expense reserves, among other things. Are there any especially significant events, coverage, retention or accounting changes that have occurred that must be considered when making such analyses? ..... Yes [ ] No [ X ]
- 7.2 (An extended statement may be attached.)  
.....

ANNUAL STATEMENT FOR THE YEAR 2023 OF THE MGIC INDEMNITY CORPORATION

**SCHEDULE T - EXHIBIT OF PREMIUMS WRITTEN**

Allocated by States and Territories

States, Etc.	1 Active Status (a)	Gross Premiums, Including Policy and Membership Fees, Less Return Premiums and Premiums on Policies Not Taken		4 Dividends Paid or Credited to Policyholders on Direct Business	5 Direct Losses Paid (Deducting Salvage)	6 Direct Losses Incurred	7 Direct Losses Unpaid	8 Finance and Service Charges Not Included in Premiums	9 Direct Premiums Written for Federal Purchasing Groups (Included in Column 2)
		2 Direct Premiums Written	3 Direct Premiums Earned						
1. Alabama	AL	L	4,252			(52,199)			
2. Alaska	AK	L							
3. Arizona	AZ	L	9,781			(5,218)	2,818		
4. Arkansas	AR	L	45						
5. California	CA	L	1,116	130,659		8,673	10,090		
6. Colorado	CO	L		25,038		2,574	2,574		
7. Connecticut	CT	L		3,574					
8. Delaware	DE	L		4,016					
9. District of Columbia	DC	L		71,735					
10. Florida	FL	L	10,291	49,817	(11,908)	(83,939)	48,771		
11. Georgia	GA	L		7,554		32,606	32,606		
12. Hawaii	HI	L		8,622					
13. Idaho	ID	L	1,420	2,524		(3,343)			
14. Illinois	IL	L		13,549		(27,708)	24,046		
15. Indiana	IN	L		9,242		4,935	4,935		
16. Iowa	IA	L							
17. Kansas	KS	L		677					
18. Kentucky	KY	L		9,211		10,352	10,352		
19. Louisiana	LA	L		4,144					
20. Maine	ME	L		178					
21. Maryland	MD	L		31,929		(33,351)	3,064		
22. Massachusetts	MA	L		11,906					
23. Michigan	MI	L		4,911		15,078	15,078		
24. Minnesota	MN	L		1,920					
25. Mississippi	MS	L		420		(5,301)			
26. Missouri	MO	L	2,671	8,087		(25,117)			
27. Montana	MT	L		440					
28. Nebraska	NE	L		2,915					
29. Nevada	NV	L		12,459		(831)			
30. New Hampshire	NH	L		513					
31. New Jersey	NJ	L	8,936	36,992		(38,450)	90,717		
32. New Mexico	NM	L		95					
33. New York	NY	L	5,093	72,056	24,644	(29,650)	158,656		
34. North Carolina	NC	L	2,269	12,883		(6,478)			
35. North Dakota	ND	L		317					
36. Ohio	OH	L	5,103	23,621		32,210	63,999		
37. Oklahoma	OK	L		407					
38. Oregon	OR	L		8,673					
39. Pennsylvania	PA	L		17,073		537	2,101		
40. Rhode Island	RI	L		807					
41. South Carolina	SC	L		3,382					
42. South Dakota	SD	L		469					
43. Tennessee	TN	L	(796)	16,516		16,071	24,007		
44. Texas	TX	L	2,480	49,820		10,579	22,657		
45. Utah	UT	L		10,744					
46. Vermont	VT	L		1,625					
47. Virginia	VA	L	156	424,879		(324,201)	103,994		
48. Washington	WA	L		31,758		3,784	3,784		
49. West Virginia	WV	L		774					
50. Wisconsin	WI	L		1,599					
51. Wyoming	WY	L		2,247					
52. American Samoa	AS	N							
53. Guam	GU	N							
54. Puerto Rico	PR	L	9,761	12,765	122,438	46,947	103,967		
55. U.S. Virgin Islands	VI	N							
56. Northern Mariana Islands	MP	N							
57. Canada	CAN	N							
58. Aggregate other alien	OT	XXX							
59. Totals	XXX	48,500	1,159,620		135,174	(451,440)	728,216		
DETAILS OF WRITE-INS									
58001.	XXX								
58002.	XXX								
58003.	XXX								
58998. Summary of remaining write-ins for Line 58 from overflow page	XXX								
58999. Totals (Lines 58001 through 58003 plus 58998)(Line 58 above)	XXX								

(a) Active Status Counts:

- 1. L - Licensed or Chartered - Licensed insurance carrier or domiciled RRG..... 52
- 2. R - Registered - Non-domiciled RRGs.....
- 3. E - Eligible - Reporting entities eligible or approved to write surplus lines in the state (other than their state of domicile - see DSLI).....
- 4. Q - Qualified - Qualified or accredited reinsurer.....
- 5. D - Domestic Surplus Lines Insurer (DSLII) - Reporting entities authorized to write surplus lines in the state of domicile.....
- 6. N - None of the above - Not allowed to write business in the state... 5

(b) Explanation of basis of allocation of premiums by states, etc.

Primary premiums are allocated by state based on the location of the insured property. Pool premiums are allocated based on the location of the insured.

ANNUAL STATEMENT FOR THE YEAR 2023 OF THE MGIC INDEMNITY CORPORATION

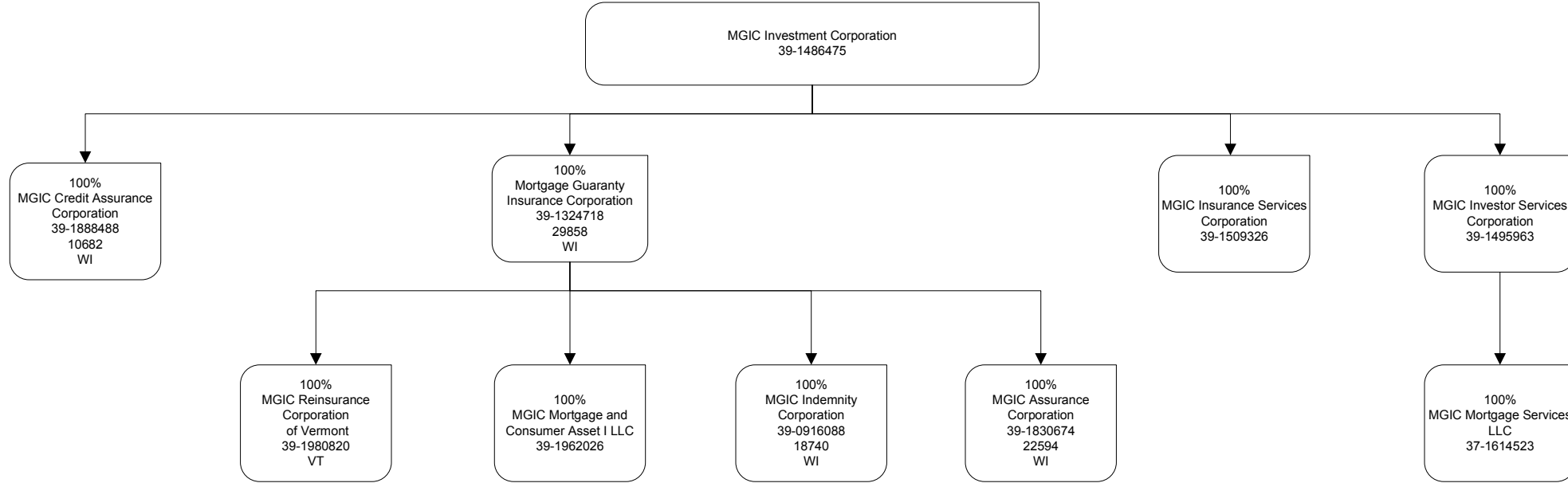
**SCHEDULE T - PART 2**  
**INTERSTATE COMPACT - EXHIBIT OF PREMIUMS WRITTEN**

Allocated by States and Territories

States, Etc.		Direct Business Only					6 Totals
		1 Life (Group and Individual)	2 Annuities (Group and Individual)	3 Disability Income (Group and Individual)	4 Long-Term Care (Group and Individual)	5 Deposit-Type Contracts	
1. Alabama	AL						
2. Alaska	AK						
3. Arizona	AZ						
4. Arkansas	AR						
5. California	CA						
6. Colorado	CO						
7. Connecticut	CT						
8. Delaware	DE						
9. District of Columbia	DC						
10. Florida	FL						
11. Georgia	GA						
12. Hawaii	HI						
13. Idaho	ID						
14. Illinois	IL						
15. Indiana	IN						
16. Iowa	IA						
17. Kansas	KS						
18. Kentucky	KY						
19. Louisiana	LA						
20. Maine	ME						
21. Maryland	MD						
22. Massachusetts	MA						
23. Michigan	MI						
24. Minnesota	MN						
25. Mississippi	MS						
26. Missouri	MO						
27. Montana	MT						
28. Nebraska	NE						
29. Nevada	NV						
30. New Hampshire	NH						
31. New Jersey	NJ						
32. New Mexico	NM						
33. New York	NY						
34. North Carolina	NC						
35. North Dakota	ND						
36. Ohio	OH						
37. Oklahoma	OK						
38. Oregon	OR						
39. Pennsylvania	PA						
40. Rhode Island	RI						
41. South Carolina	SC						
42. South Dakota	SD						
43. Tennessee	TN						
44. Texas	TX						
45. Utah	UT						
46. Vermont	VT						
47. Virginia	VA						
48. Washington	WA						
49. West Virginia	WV						
50. Wisconsin	WI						
51. Wyoming	WY						
52. American Samoa	AS						
53. Guam	GU						
54. Puerto Rico	PR						
55. U.S. Virgin Islands	VI						
56. Northern Mariana Islands	MP						
57. Canada	CAN						
58. Aggregate Other Alien	OT						
59. Total							

**NONE**

SCHEDULE Y - INFORMATION CONCERNING ACTIVITIES OF INSURER MEMBERS OF A HOLDING COMPANY GROUP  
PART 1 - ORGANIZATIONAL CHART



ANNUAL STATEMENT FOR THE YEAR 2023 OF THE MGIC INDEMNITY CORPORATION

**SCHEDULE Y**

**PART 1A - DETAIL OF INSURANCE HOLDING COMPANY SYSTEM**

1	2	3	4	5	6	7	8	9	10	11	12	13	14	15	16
Group Code	Group Name	NAIC Company Code	ID Number	Federal RSSD	CIK	Name of Securities Exchange if Publicly Traded (U.S. or International)	Names of Parent, Subsidiaries Or Affiliates	Domi-ciliary Loca-tion	Relation-ship to Reporting Entity	Directly Controlled by (Name of Entity/Person)	Type of Control (Ownership, Board, Management, Attorney-in-Fact, Influence, Other)	If Control is Ownership Provide Percen-tage	Ultimate Controlling Entity(ies)/Person(s)	Is an SCA Filing Re-quired? (Yes/No)	*
. 0105 ...	MGIC Group .....	..... 00000 .....	39-1486475 ..	.....	876437 .....	New York Stock Exchange ..	MGIC Investment Corporation .....	.. WI.....	..... UIP.....	.....	Ownership.....	100.000 ...	.....	.... NO.....	.....
. 0105 ...	MGIC Group .....	..... 29858 .....	39-1324718 ..	.....	.....	.....	Mortgage Guaranty Insurance Corporation .....	.. WI.....	..... UDP.....	MGIC Investment Corporation .....	Ownership.....	100.000 ...	MGIC Investment Corporation .....	.... NO.....	.....
. 0105 ...	MGIC Group .....	..... 00000 .....	39-1509326 ..	.....	.....	.....	MGIC Insurance Services Corporation .....	.. WI.....	..... NIA.....	MGIC Investment Corporation .....	Ownership.....	100.000 ...	MGIC Investment Corporation .....	.... NO.....	.....
. 0105 ...	MGIC Group .....	..... 00000 .....	39-1495963 ..	.....	.....	.....	MGIC Investor Services Corporation .....	.. WI.....	..... NIA.....	MGIC Investment Corporation .....	Ownership.....	100.000 ...	MGIC Investment Corporation .....	.... NO.....	.....
. 0105 ...	MGIC Group .....	..... 18740 .....	39-0916088 ..	.....	.....	.....	MGIC Indemnity Corporation .....	.. WI.....	..... RE.....	Mortgage Guaranty Insurance Corporation ..	Ownership.....	100.000 ...	MGIC Investment Corporation .....	.... NO.....	.....
. 0105 ...	MGIC Group .....	..... 10682 .....	39-1888488 ..	.....	.....	.....	MGIC Credit Assurance Corporation .....	.. WI.....	..... IA.....	MGIC Investment Corporation .....	Ownership.....	100.000 ...	MGIC Investment Corporation .....	.... NO.....	.....
. 0105 ...	MGIC Group .....	..... 22594 .....	39-1830674 ..	.....	.....	.....	MGIC Assurance Corporation .....	.. WI.....	..... IA.....	Mortgage Guaranty Insurance Corporation ..	Ownership.....	100.000 ...	MGIC Investment Corporation .....	.... NO.....	.....
. 0105 ...	MGIC Group .....	..... 00000 .....	39-1980820 ..	.....	.....	.....	MGIC Reinsurance Corporation of Vermont .....	.. VT.....	..... IA.....	Mortgage Guaranty Insurance Corporation ..	Ownership.....	100.000 ...	MGIC Investment Corporation .....	.... NO.....	.....
. 0105 ...	MGIC Group .....	..... 00000 .....	39-1962026 ..	.....	.....	.....	MGIC Mortgage and Consumer Asset I LLC .....	.. DE.....	..... NIA.....	Mortgage Guaranty Insurance Corporation ..	Ownership.....	100.000 ...	MGIC Investment Corporation .....	.... NO.....	.....
. 0105 ...	MGIC Group .....	..... 00000 .....	37-1614523 ..	.....	.....	.....	MGIC Mortgage Services LLC .....	.. WI.....	..... NIA.....	MGIC Investor Services Corporation .....	Ownership.....	100.000 ...	MGIC Investment Corporation .....	.... NO.....	.....

Asterisk	Explanation
----------	-------------

ANNUAL STATEMENT FOR THE YEAR 2023 OF THE MGIC INDEMNITY CORPORATION

**SCHEDULE Y**

**PART 2 - SUMMARY OF INSURER'S TRANSACTIONS WITH ANY AFFILIATES**

1	2	3	4	5	6	7	8	9	10	11	12	13
NAIC Company Code	ID Number	Names of Insurers and Parent, Subsidiaries or Affiliates	Shareholder Dividends	Capital Contributions	Purchases, Sales or Exchanges of Loans, Securities, Real Estate, Mortgage Loans or Other Investments	Income/ (Disbursements) Incurred in Connection with Guarantees or Undertakings for the Benefit of any Affiliate(s)	Management Agreements and Service Contracts	Income/ (Disbursements) Incurred Under Reinsurance Agreements	*	Any Other Material Activity Not in the Ordinary Course of the Insurer's Business	Totals	Reinsurance Recoverable/ (Payable) on Losses and/or Reserve Credit Taken/(Liability)
29858	39-1324718	Mortgage Guaranty Insurance Corporation ..	(326,933,472)	(273,066,528)			(129,084,161)				(729,084,161)	(693,464)
22594	39-1830674	MGIC Assurance Corporation .....					(2,455,315)				(2,455,315)	
10682	39-1888488	MGIC Credit Assurance Corporation .....					(49,695)				(49,695)	
	39-1980820	MGIC Reinsurance Corporation of Vermont ..					(4,118)				(4,118)	
18740	39-0916088	MGIC Indemnity Corporation .....					(3,576,679)				(3,576,679)	693,464
	39-1486475	MGIC Investment Corporation .....	326,933,472	273,066,528			135,169,968				735,169,968	
9999999 Control Totals												
									XXX			



**ANNUAL STATEMENT FOR THE YEAR 2023 OF THE MGIC INDEMNITY CORPORATION  
SUPPLEMENTAL EXHIBITS AND SCHEDULES INTERROGATORIES**

**REQUIRED FILINGS**

The following supplemental reports are required to be filed as part of your statement filing unless specifically waived by the domiciliary state. However, in the event that your domiciliary state waives the filing requirement, your response of **WAIVED** to the specific interrogatory will be accepted in lieu of filing a "NONE" report and a bar code will be printed below. If the supplement is required of your company but is not being filed for whatever reason enter **SEE EXPLANATION** and provide an explanation following the interrogatory questions.

	<u>Responses</u>
<b>MARCH FILING</b>	
1. Will an actuarial opinion be filed by March 1? .....	YES
2. Will the Supplemental Compensation Exhibit be filed with the state of domicile by March 1? .....	YES
3. Will the confidential Risk-based Capital Report be filed with the NAIC by March 1? .....	SEE EXPLANATION
4. Will the confidential Risk-based Capital Report be filed with the state of domicile, if required by March 1? .....	SEE EXPLANATION
<b>APRIL FILING</b>	
5. Will the Insurance Expense Exhibit be filed with the state of domicile and the NAIC by April 1? .....	YES
6. Will Management's Discussion and Analysis be filed by April 1? .....	YES
7. Will the Supplemental Investment Risk Interrogatories be filed by April 1? .....	YES
<b>MAY FILING</b>	
8. Will this company be included in a combined annual statement which is filed with the NAIC by May 1? .....	YES
<b>JUNE FILING</b>	
9. Will an audited financial report be filed by June 1? .....	YES
10. Will Accountant's Letter of Qualifications be filed with the state of domicile and electronically with the NAIC by June 1? .....	YES

**SUPPLEMENTAL FILINGS**

The following supplemental reports are required to be filed as part of your annual statement filing **if your company is engaged in the type of business covered by the supplement. However, in the event that your company does not transact the type of business for which the special report must be filed, your response of NO to the specific interrogatory will be accepted in lieu of filing a "NONE" report and a bar code will be printed below.** If the supplement is required of your company but is not being filed for whatever reason enter **SEE EXPLANATION** and provide an explanation following the interrogatory questions.

<b>MARCH FILING</b>	
11. Will Schedule SIS (Stockholder Information Supplement) be filed with the state of domicile by March 1? .....	NO
12. Will the Financial Guaranty Insurance Exhibit be filed by March 1? .....	NO
13. Will the Medicare Supplement Insurance Experience Exhibit be filed with the state of domicile and the NAIC by March 1? .....	NO
14. Will Supplement A to Schedule T (Medical Professional Liability Supplement) be filed by March 1? .....	NO
15. Will the Trusteed Surplus Statement be filed with the state of domicile and the NAIC by March 1? .....	NO
16. Will the Premiums Attributed to Protected Cells Exhibit be filed by March 1? .....	NO
17. Will the Reinsurance Summary Supplemental Filing for General Interrogatory 9 be filed with the state of domicile and the NAIC by March 1? .....	NO
18. Will the Medicare Part D Coverage Supplement be filed with the state of domicile and the NAIC by March 1? .....	NO
19. Will the confidential Actuarial Opinion Summary be filed with the state of domicile, if required, by March 15 (or the date otherwise specified)? .....	YES
20. Will the Reinsurance Attestation Supplement be filed with the state of domicile and the NAIC by March 1? .....	NO
21. Will the Exceptions to the Reinsurance Attestation Supplement be filed with the state of domicile by March 1? .....	NO
22. Will the Bail Bond Supplement be filed with the state of domicile and the NAIC by March 1? .....	NO
23. Will the Director and Officer Insurance Coverage Supplement be filed with the state of domicile and the NAIC by March 1? .....	NO
24. Will an approval from the reporting entity's state of domicile for relief related to the five-year rotation requirement for lead audit partner be filed electronically with the NAIC by March 1? .....	NO
25. Will an approval from the reporting entity's state of domicile for relief related to the one-year cooling off period for independent CPA be filed electronically with the NAIC by March 1? .....	NO
26. Will an approval from the reporting entity's state of domicile for relief related to the Requirements for Audit Committees be filed electronically with the NAIC by March 1? .....	NO
27. Will the Supplemental Schedule for Reinsurance Counterparty Reporting Exception - Asbestos and Pollution Contracts be filed with the state of domicile and the NAIC by March 1? .....	NO
28. Will the Exhibit of Other Liabilities by Lines of Business be filed with the state of domicile and the NAIC by March 1? .....	NO
29. Will the Market Conduct Annual Statement (MCAS) Premium Exhibit for Year be filed with appropriate jurisdictions and with the NAIC by March 1? .....	NO
<b>APRIL FILING</b>	
30. Will the Credit Insurance Experience Exhibit be filed with the state of domicile and the NAIC by April 1? .....	NO
31. Will the Long-term Care Experience Reporting Forms be filed with the state of domicile and the NAIC by April 1? .....	NO
32. Will the Accident and Health Policy Experience Exhibit be filed by April 1? .....	NO
33. Will the Supplemental Health Care Exhibit (Parts 1 and 2) be filed with the state of domicile and the NAIC by April 1? .....	NO
34. Will the Cybersecurity and Identity Theft Insurance Coverage Supplement be filed with the state of domicile and the NAIC by April 1? .....	NO
35. Will the Life, Health & Annuity Guaranty Association Assessable Premium Exhibit - Parts 1 and 2 be filed with the state of domicile and the NAIC by April 1? .....	NO
36. Will the Private Flood Insurance Supplement be filed with the state of domicile and the NAIC by April 1? .....	NO
37. Will the Mortgage Guaranty Insurance Exhibit be filed with the state of domicile and the NAIC by April 1? .....	YES
<b>AUGUST FILING</b>	
38. Will Management's Report of Internal Control Over Financial Reporting be filed with the state of domicile by August 1? .....	NO


**Explanations:**

- 3. Mortgage insurers are not required to file this report.
- 4. Mortgage insurers are not required to file this report.

- 11.
- 12.
- 13.
- 14.
- 15.
- 16.
- 17.
- 18.
- 20.
- 21.
- 22.
- 23.
- 24.
- 25.
- 26.
- 27.
- 28.
- 29.
- 30.
- 31.
- 32.
- 33.
- 34.
- 35.
- 36.
- 38.

**Bar Codes:**

- 11. SIS Stockholder Information Supplement [Document Identifier 420]
- 12. Financial Guaranty Insurance Exhibit [Document Identifier 240]
- 13. Medicare Supplement Insurance Experience Exhibit [Document Identifier 360]
- 14. Supplement A to Schedule T [Document Identifier 455]
- 15. Trusteed Surplus Statement [Document Identifier 490]





ANNUAL STATEMENT FOR THE YEAR 2023 OF THE MGIC INDEMNITY CORPORATION  
**SUPPLEMENTAL EXHIBITS AND SCHEDULES INTERROGATORIES**

16. Premiums Attributed to Protected Cells Exhibit [Document Identifier 385]



17. Reinsurance Summary Supplemental Filing [Document Identifier 401]



18. Medicare Part D Coverage Supplement [Document Identifier 365]



20. Reinsurance Attestation Supplement [Document Identifier 399]



21. Exceptions to the Reinsurance Attestation Supplement [Document Identifier 400]



22. Bail Bond Supplement [Document Identifier 500]



23. Director and Officer Insurance Coverage Supplement [Document Identifier 505]



24. Relief from the five-year rotation requirement for lead audit partner [Document Identifier 224]



25. Relief from the one-year cooling off period for independent CPA [Document Identifier 225]



26. Relief from the Requirements for Audit Committees [Document Identifier 226]



27. Reinsurance Counterparty Reporting Exception – Asbestos and Pollution Contracts [Document Identifier 555]



28. Exhibit of Other Liabilities by Lines of Business [Document Identifier 570]



29. Market Conduct Annual Statement (MCAS) Premium Exhibit [Document Identifier 600]



30. Credit Insurance Experience Exhibit [Document Identifier 230]



31. Long-Term Care Experience Reporting Forms [Document Identifier 306]



32. Accident and Health Policy Experience Exhibit [Document Identifier 210]



33. Supplemental Health Care Exhibit (Parts 1 and 2) [Document Identifier 216]



34. Cybersecurity and Identity Theft Insurance Coverage Supplement [Document Identifier 550]



35. Life, Health & Annuity Guaranty Association Assessable Premium Exhibit - Parts 1 and 2 [Document Identifier 290]



36. Private Flood Insurance Supplement [Document Identifier 560]



38. Management's Report of Internal Control Over Financial Reporting [Document Identifier 223]



ANNUAL STATEMENT FOR THE YEAR 2023 OF THE MGIC INDEMNITY CORPORATION

**OVERFLOW PAGE FOR WRITE-INS**

Additional Write-ins for Schedule E - Part 3 Line 58

	1 Type of Deposit	2 Purpose of Deposit	Deposits For the Benefit of All Policyholders		All Other Special Deposits	
			3 Book/Adjusted Carrying Value	4 Fair Value	5 Book/Adjusted Carrying Value	6 Fair Value
States, Etc.						
5804. US Treasury .....	B.....	Collateral pledged for insurance transactions .....			2,036,077	1,993,861
5897. Summary of remaining write-ins for Line 58 from overflow page	XXX	XXX			2,036,077	1,993,861

ANNUAL STATEMENT FOR THE YEAR 2023 OF THE MGIC INDEMNITY CORPORATION

**SUMMARY INVESTMENT SCHEDULE**

Investment Categories	Gross Investment Holdings		Admitted Assets as Reported in the Annual Statement			
	1 Amount	2 Percentage of Column 1 Line 13	3 Amount	4 Securities Lending Reinvested Collateral Amount	5 Total (Col. 3 + 4) Amount	6 Percentage of Column 5 Line 13
1. Long-Term Bonds (Schedule D, Part 1):						
1.01 U.S. governments .....	15,523,373	9.847	15,523,373		15,523,373	9.847
1.02 All other governments .....	554,560	0.352	554,560		554,560	0.352
1.03 U.S. states, territories and possessions, etc. guaranteed .....	820,000	0.520	820,000		820,000	0.520
1.04 U.S. political subdivisions of states, territories, and possessions, guaranteed .....	8,890,013	5.639	8,890,013		8,890,013	5.639
1.05 U.S. special revenue and special assessment obligations, etc. non-guaranteed .....	41,104,974	26.075	41,104,974		41,104,974	26.075
1.06 Industrial and miscellaneous .....	83,392,405	52.900	83,392,405		83,392,405	52.900
1.07 Hybrid securities .....		0.000				0.000
1.08 Parent, subsidiaries and affiliates .....		0.000				0.000
1.09 SVO identified funds .....		0.000				0.000
1.10 Unaffiliated bank loans .....		0.000				0.000
1.11 Unaffiliated certificates of deposit .....		0.000				0.000
1.12 Total long-term bonds .....	150,285,325	95.334	150,285,325		150,285,325	95.334
2. Preferred stocks (Schedule D, Part 2, Section 1):						
2.01 Industrial and miscellaneous (Unaffiliated) .....		0.000				0.000
2.02 Parent, subsidiaries and affiliates .....		0.000				0.000
2.03 Total preferred stocks .....		0.000				0.000
3. Common stocks (Schedule D, Part 2, Section 2):						
3.01 Industrial and miscellaneous Publicly traded (Unaffiliated) .....		0.000				0.000
3.02 Industrial and miscellaneous Other (Unaffiliated) .....		0.000				0.000
3.03 Parent, subsidiaries and affiliates Publicly traded .....		0.000				0.000
3.04 Parent, subsidiaries and affiliates Other .....		0.000				0.000
3.05 Mutual funds .....		0.000				0.000
3.06 Unit investment trusts .....		0.000				0.000
3.07 Closed-end funds .....		0.000				0.000
3.08 Exchange traded funds .....		0.000				0.000
3.09 Total common stocks .....		0.000				0.000
4. Mortgage loans (Schedule B):						
4.01 Farm mortgages .....		0.000				0.000
4.02 Residential mortgages .....		0.000				0.000
4.03 Commercial mortgages .....		0.000				0.000
4.04 Mezzanine real estate loans .....		0.000				0.000
4.05 Total valuation allowance .....		0.000				0.000
4.06 Total mortgage loans .....		0.000				0.000
5. Real estate (Schedule A):						
5.01 Properties occupied by company .....		0.000				0.000
5.02 Properties held for production of income .....		0.000				0.000
5.03 Properties held for sale .....		0.000				0.000
5.04 Total real estate .....		0.000				0.000
6. Cash, cash equivalents and short-term investments:						
6.01 Cash (Schedule E, Part 1) .....	191,998	0.122	191,998		191,998	0.122
6.02 Cash equivalents (Schedule E, Part 2) .....	7,164,312	4.545	7,164,312		7,164,312	4.545
6.03 Short-term investments (Schedule DA) .....		0.000				0.000
6.04 Total cash, cash equivalents and short-term investments .....	7,356,310	4.666	7,356,310		7,356,310	4.666
7. Contract loans .....		0.000				0.000
8. Derivatives (Schedule DB) .....		0.000				0.000
9. Other invested assets (Schedule BA) .....		0.000				0.000
10. Receivables for securities .....		0.000				0.000
11. Securities Lending (Schedule DL, Part 1).....		0.000		XXX	XXX	XXX
12. Other invested assets (Page 2, Line 11) .....		0.000				0.000
13. Total invested assets	157,641,635	100.000	157,641,635		157,641,635	100.000

ANNUAL STATEMENT FOR THE YEAR 2023 OF THE MGIC INDEMNITY CORPORATION

**SCHEDULE A - VERIFICATION BETWEEN YEARS**

Real Estate

- 1. Book/adjusted carrying value, December 31 of prior year .....
- 2. Cost of acquired:
  - 2.1 Actual cost at time of acquisition (Part 2, Column 6) .....
  - 2.2 Additional investment made after acquisition (Part 2, Column 9) .....
- 3. Current year change in encumbrances:
  - 3.1 Totals, Part 1, Column 13 .....
  - 3.2 Totals, Part 3, Column 11 .....
- 4. Total gain (loss) on disposals, Part 3, Column 18 .....
- 5. Deduct amounts received on disposals, Part 3, Column 15 .....
- 6. Total foreign exchange change in book/adjusted carrying value:
  - 6.1 Totals, Part 1, Column 15 .....
  - 6.2 Totals, Part 3, Column 13 .....
- 7. Deduct current year's other than temporary impairment recognized:
  - 7.1 Totals, Part 1, Column 12 .....
  - 7.2 Totals, Part 3, Column 10 .....
- 8. Deduct current year's depreciation:
  - 8.1 Totals, Part 1, Column 11 .....
  - 8.2 Totals, Part 3, Column 9 .....
- 9. Book/adjusted carrying value at the end of current period (Lines 1+2+3+4-5+6-7-8) .....
- 10. Deduct total nonadmitted amounts .....
- 11. Statement value at end of current period (Line 9 minus Line 10) .....

**NONE**

**SCHEDULE B - VERIFICATION BETWEEN YEARS**

Mortgage Loans

- 1. Book value/recorded investment excluding accrued interest, December 31 of prior year .....
- 2. Cost of acquired:
  - 2.1 Actual cost at time of acquisition (Part 2, Column 7) .....
  - 2.2 Additional investment made after acquisition (Part 2, Column 8) .....
- 3. Capitalized deferred interest and other:
  - 3.1 Totals, Part 1, Column 12 .....
  - 3.2 Totals, Part 3, Column 11 .....
- 4. Accrual of discount .....
- 5. Unrealized valuation increase/(decrease):
  - 5.1 Totals, Part 1, Column 9 .....
  - 5.2 Totals, Part 3, Column 8 .....
- 6. Total gain (loss) on disposals, Part 3, Column 18 .....
- 7. Deduct amounts received on disposals, Part 3, Column 15 .....
- 8. Deduct amortization of premium and mortgage interest points and commitment fees .....
- 9. Total foreign exchange change in book value/recorded investment excluding accrued interest:
  - 9.1 Totals, Part 1, Column 13 .....
  - 9.2 Totals, Part 3, Column 13 .....
- 10. Deduct current year's other than temporary impairment recognized:
  - 10.1 Totals, Part 1, Column 11 .....
  - 10.2 Totals, Part 3, Column 10 .....
- 11. Book value/recorded investment excluding accrued interest at end of current period (Lines 1+2+3+4+5+6-7-8+9-10) .....
- 12. Total valuation allowance .....
- 13. Subtotal (Line 11 plus 12) .....
- 14. Deduct total nonadmitted amounts .....
- 15. Statement value of mortgages owned at end of current period (Line 13 minus Line 14) .....

**NONE**

ANNUAL STATEMENT FOR THE YEAR 2023 OF THE MGIC INDEMNITY CORPORATION

**SCHEDULE BA - VERIFICATION BETWEEN YEARS**

Other Long-Term Invested Assets

1.	Book/adjusted carrying value, December 31 of prior year .....	
2.	Cost of acquired:	
	2.1 Actual cost at time of acquisition (Part 2, Column 8) .....	
	2.2 Additional investment made after acquisition (Part 2, Column 9) .....	
3.	Capitalized deferred interest and other:	
	3.1 Totals, Part 1, Column 16 .....	
	3.2 Totals, Part 3, Column 12 .....	
4.	Accrual of discount .....	
5.	Unrealized valuation increase/(decrease):	
	5.1 Totals, Part 1, Column 13 .....	
	5.2 Totals, Part 3, Column 9 .....	
6.	Total gain (loss) on disposals, Part 3, Column 19 .....	
7.	Deduct amounts received on disposals, Part 3, Column 16 .....	
8.	Deduct amortization of premium and depreciation .....	
9.	Total foreign exchange change in book/adjusted carrying value:	
	9.1 Totals, Part 1, Column 17 .....	
	9.2 Totals, Part 3, Column 14 .....	
10.	Deduct current year's other than temporary impairment recognized:	
	10.1 Totals, Part 1, Column 15 .....	
	10.2 Totals, Part 3, Column 11 .....	
11.	Book/adjusted carrying value at end of current period (Lines 1+2+3+4+5+6-7-8+9-10) .....	
12.	Deduct total nonadmitted amounts .....	
13.	Statement value at end of current period (Line 11 minus Line 12) .....	

**NONE**

**SCHEDULE D - VERIFICATION BETWEEN YEARS**

Bonds and Stocks

1.	Book/adjusted carrying value, December 31 of prior year .....	160,776,581
2.	Cost of bonds and stocks acquired, Part 3, Column 7 .....	12,389,543
3.	Accrual of discount .....	88,513
4.	Unrealized valuation increase/(decrease):	
	4.1. Part 1, Column 12 .....	
	4.2. Part 2, Section 1, Column 15 .....	
	4.3. Part 2, Section 2, Column 13 .....	
	4.4. Part 4, Column 11 .....	
5.	Total gain (loss) on disposals, Part 4, Column 19 .....	(905,667)
6.	Deduction consideration for bonds and stocks disposed of, Part 4, Column 7 .....	21,583,426
7.	Deduct amortization of premium .....	480,219
8.	Total foreign exchange change in book/adjusted carrying value:	
	8.1. Part 1, Column 15 .....	
	8.2. Part 2, Section 1, Column 19 .....	
	8.3. Part 2, Section 2, Column 16 .....	
	8.4. Part 4, Column 15 .....	
9.	Deduct current year's other than temporary impairment recognized:	
	9.1. Part 1, Column 14 .....	
	9.2. Part 2, Section 1, Column 17 .....	
	9.3. Part 2, Section 2, Column 14 .....	
	9.4. Part 4, Column 13 .....	
10.	Total investment income recognized as a result of prepayment penalties and/or acceleration fees, Note 5Q, Line 2 .....	
11.	Book/adjusted carrying value at end of current period (Lines 1+2+3+4+5-6-7+8-9+10) .....	150,285,325
12.	Deduct total nonadmitted amounts .....	
13.	Statement value at end of current period (Line 11 minus Line 12) .....	150,285,325

ANNUAL STATEMENT FOR THE YEAR 2023 OF THE MGIC INDEMNITY CORPORATION

**SCHEDULE D - SUMMARY BY COUNTRY**

Long-Term Bonds and Stocks OWNED December 31 of Current Year

Description		1 Book/Adjusted Carrying Value	2 Fair Value	3 Actual Cost	4 Par Value of Bonds
<b>BONDS</b>					
Governments (Including all obligations guaranteed by governments)	1. United States .....	15,523,373	14,475,460	15,527,663	15,339,862
	2. Canada .....				
	3. Other Countries .....	554,560	475,019	554,362	555,000
	4. Totals	16,077,933	14,950,479	16,082,025	15,894,862
U.S. States, Territories and Possessions (Direct and guaranteed)	5. Totals	820,000	638,749	820,000	820,000
U.S. Political Subdivisions of States, Territories and Possessions (Direct and guaranteed)	6. Totals	8,890,013	7,879,601	9,157,017	8,325,000
U.S. Special Revenue and Special Assessment Obligations and all Non- Guaranteed Obligations of Agencies and Authorities of Governments and their Political Subdivisions	7. Totals	41,104,974	35,380,931	41,355,416	40,444,694
Industrial and Miscellaneous, SVO Identified Funds, Unaffiliated Bank Loans, Unaffiliated Certificates of Deposit and Hybrid Securities (unaffiliated)	8. United States .....	65,369,580	60,100,441	65,852,588	64,987,000
	9. Canada .....	2,681,921	2,477,581	2,740,959	2,630,000
	10. Other Countries .....	15,340,904	14,249,046	15,430,008	15,163,000
	11. Totals	83,392,405	76,827,068	84,023,555	82,780,000
Parent, Subsidiaries and Affiliates	12. Totals				
	13. Total Bonds	150,285,325	135,676,828	151,438,013	148,264,556
<b>PREFERRED STOCKS</b>					
Industrial and Miscellaneous (unaffiliated)	14. United States .....				
	15. Canada .....				
	16. Other Countries .....				
	17. Totals				
Parent, Subsidiaries and Affiliates	18. Totals				
	19. Total Preferred Stocks				
<b>COMMON STOCKS</b>					
Industrial and Miscellaneous (unaffiliated), Mutual Funds, Unit Investment Trusts, Closed-End Funds and Exchange Traded Funds	20. United States .....				
	21. Canada .....				
	22. Other Countries .....				
	23. Totals				
Parent, Subsidiaries and Affiliates	24. Totals				
	25. Total Common Stocks				
	26. Total Stocks				
	27. Total Bonds and Stocks	150,285,325	135,676,828	151,438,013	

ANNUAL STATEMENT FOR THE YEAR 2023 OF THE MGIC INDEMNITY CORPORATION

**SCHEDULE D - PART 1A - SECTION 1**

Quality and Maturity Distribution of All Bonds Owned December 31, at Book/Adjusted Carrying Values by Major Types of Issues and NAIC Designations

NAIC Designation	1 1 Year or Less	2 Over 1 Year Through 5 Years	3 Over 5 Years Through 10 Years	4 Over 10 Years Through 20 Years	5 Over 20 Years	6 No Maturity Date	7 Total Current Year	8 Col. 7 as a % of Line 12.7	9 Total from Col. 7 Prior Year	10 % From Col. 8 Prior Year	11 Total Publicly Traded	12 Total Privately Placed (a)
<b>1. U.S. Governments</b>												
1.1 NAIC 1	134,353	5,217,273	7,586,067	2,585,680		XXX	15,523,373	10.3	13,694,352	8.5	15,523,373	
1.2 NAIC 2						XXX						
1.3 NAIC 3						XXX						
1.4 NAIC 4						XXX						
1.5 NAIC 5						XXX						
1.6 NAIC 6						XXX						
1.7 Totals	134,353	5,217,273	7,586,067	2,585,680		XXX	15,523,373	10.3	13,694,352	8.5	15,523,373	
<b>2. All Other Governments</b>												
2.1 NAIC 1			554,560			XXX	554,560	0.4	554,499	0.3		554,560
2.2 NAIC 2						XXX						
2.3 NAIC 3						XXX						
2.4 NAIC 4						XXX						
2.5 NAIC 5						XXX						
2.6 NAIC 6						XXX						
2.7 Totals			554,560			XXX	554,560	0.4	554,499	0.3		554,560
<b>3. U.S. States, Territories and Possessions etc., Guaranteed</b>												
3.1 NAIC 1			600,000	220,000		XXX	820,000	0.5	820,000	0.5	820,000	
3.2 NAIC 2						XXX						
3.3 NAIC 3						XXX						
3.4 NAIC 4						XXX						
3.5 NAIC 5						XXX						
3.6 NAIC 6						XXX						
3.7 Totals			600,000	220,000		XXX	820,000	0.5	820,000	0.5	820,000	
<b>4. U.S. Political Subdivisions of States, Territories and Possessions, Guaranteed</b>												
4.1 NAIC 1	88,352	165,354	4,206,307	4,430,000		XXX	8,890,013	5.9	10,274,935	6.4	8,890,013	
4.2 NAIC 2						XXX						
4.3 NAIC 3						XXX						
4.4 NAIC 4						XXX						
4.5 NAIC 5						XXX						
4.6 NAIC 6						XXX						
4.7 Totals	88,352	165,354	4,206,307	4,430,000		XXX	8,890,013	5.9	10,274,935	6.4	8,890,013	
<b>5. U.S. Special Revenue &amp; Special Assessment Obligations, etc., Non-Guaranteed</b>												
5.1 NAIC 1	1,824,562	3,510,571	18,239,590	14,689,390	202,207	XXX	38,466,320	25.6	41,545,641	25.8	38,466,320	
5.2 NAIC 2			1,583,192	1,055,462		XXX	2,638,654	1.8	2,680,718	1.7	2,638,654	
5.3 NAIC 3						XXX						
5.4 NAIC 4						XXX						
5.5 NAIC 5						XXX						
5.6 NAIC 6						XXX						
5.7 Totals	1,824,562	3,510,571	19,822,782	15,744,852	202,207	XXX	41,104,974	27.4	44,226,359	27.5	41,104,974	

S105

ANNUAL STATEMENT FOR THE YEAR 2023 OF THE MGIC INDEMNITY CORPORATION

**SCHEDULE D - PART 1A - SECTION 1 (Continued)**

Quality and Maturity Distribution of All Bonds Owned December 31, at Book/Adjusted Carrying Values by Major Types of Issues and NAIC Designations

NAIC Designation	1 1 Year or Less	2 Over 1 Year Through 5 Years	3 Over 5 Years Through 10 Years	4 Over 10 Years Through 20 Years	5 Over 20 Years	6 No Maturity Date	7 Total Current Year	8 Col. 7 as a % of Line 12.7	9 Total from Col. 7 Prior Year	10 % From Col. 8 Prior Year	11 Total Publicly Traded	12 Total Privately Placed (a)
<b>6. Industrial &amp; Miscellaneous (Unaffiliated)</b>												
6.1 NAIC 1	8,028,922	17,958,193	21,183,619	2,335,397		XXX	49,506,131	32.9	47,160,045	29.3	26,551,490	22,954,641
6.2 NAIC 2		12,559,847	21,326,427			XXX	33,886,274	22.5	44,046,391	27.4	31,423,828	2,462,446
6.3 NAIC 3						XXX						
6.4 NAIC 4						XXX						
6.5 NAIC 5						XXX						
6.6 NAIC 6						XXX						
<b>6.7 Totals</b>	<b>8,028,922</b>	<b>30,518,040</b>	<b>42,510,046</b>	<b>2,335,397</b>		<b>XXX</b>	<b>83,392,405</b>	<b>55.5</b>	<b>91,206,436</b>	<b>56.7</b>	<b>57,975,318</b>	<b>25,417,087</b>
<b>7. Hybrid Securities</b>												
7.1 NAIC 1						XXX						
7.2 NAIC 2						XXX						
7.3 NAIC 3						XXX						
7.4 NAIC 4						XXX						
7.5 NAIC 5						XXX						
7.6 NAIC 6						XXX						
<b>7.7 Totals</b>						<b>XXX</b>						
<b>8. Parent, Subsidiaries and Affiliates</b>												
8.1 NAIC 1						XXX						
8.2 NAIC 2						XXX						
8.3 NAIC 3						XXX						
8.4 NAIC 4						XXX						
8.5 NAIC 5						XXX						
8.6 NAIC 6						XXX						
<b>8.7 Totals</b>						<b>XXX</b>						
<b>9. SVO Identified Funds</b>												
9.1 NAIC 1	XXX	XXX	XXX	XXX	XXX							
9.2 NAIC 2	XXX	XXX	XXX	XXX	XXX							
9.3 NAIC 3	XXX	XXX	XXX	XXX	XXX							
9.4 NAIC 4	XXX	XXX	XXX	XXX	XXX							
9.5 NAIC 5	XXX	XXX	XXX	XXX	XXX							
9.6 NAIC 6	XXX	XXX	XXX	XXX	XXX							
<b>9.7 Totals</b>	<b>XXX</b>	<b>XXX</b>	<b>XXX</b>	<b>XXX</b>	<b>XXX</b>							
<b>10. Unaffiliated Bank Loans</b>												
10.1 NAIC 1						XXX						
10.2 NAIC 2						XXX						
10.3 NAIC 3						XXX						
10.4 NAIC 4						XXX						
10.5 NAIC 5						XXX						
10.6 NAIC 6						XXX						
<b>10.7 Totals</b>						<b>XXX</b>						
<b>11. Unaffiliated Certificates of Deposit</b>												
11.1 NAIC 1						XXX						
11.2 NAIC 2						XXX						
11.3 NAIC 3						XXX						
11.4 NAIC 4						XXX						
11.5 NAIC 5						XXX						
11.6 NAIC 6						XXX						
<b>11.7 Totals</b>						<b>XXX</b>						

9015



ANNUAL STATEMENT FOR THE YEAR 2023 OF THE MGIC INDEMNITY CORPORATION

**SCHEDULE D - PART 1A - SECTION 1 (Continued)**

Quality and Maturity Distribution of All Bonds Owned December 31, at Book/Adjusted Carrying Values by Major Types of Issues and NAIC Designations

NAIC Designation	1 1 Year or Less	2 Over 1 Year Through 5 Years	3 Over 5 Years Through 10 Years	4 Over 10 Years Through 20 Years	5 Over 20 Years	6 No Maturity Date	7 Total Current Year	8 Col. 7 as a % of Line 12.7	9 Total from Col. 7 Prior Year	10 % From Col. 8 Prior Year	11 Total Publicly Traded	12 Total Privately Placed (a)
<b>12. Total Bonds Current Year</b>												
12.1 NAIC 1	(d) 10,076,189	26,851,391	52,370,143	24,260,467	202,207		113,760,397	75.7	XXX	XXX	90,251,196	23,509,201
12.2 NAIC 2	(d)	12,559,847	22,909,619	1,055,462			36,524,928	24.3	XXX	XXX	34,062,482	2,462,446
12.3 NAIC 3	(d)								XXX	XXX		
12.4 NAIC 4	(d)								XXX	XXX		
12.5 NAIC 5	(d)								XXX	XXX		
12.6 NAIC 6	(d)						(c)		XXX	XXX		
12.7 Totals	10,076,189	39,411,238	75,279,762	25,315,929	202,207		(b) 150,285,325	100.0	XXX	XXX	124,313,678	25,971,647
12.8 Line 12.7 as a % of Col. 7	6.7	26.2	50.1	16.8	0.1		100.0	XXX	XXX	XXX	82.7	17.3
<b>13. Total Bonds Prior Year</b>												
13.1 NAIC 1	6,538,646	28,832,829	49,382,176	29,158,831	136,990		XXX	XXX	114,049,472	70.9	92,793,294	21,256,178
13.2 NAIC 2	5,625,329	15,972,240	22,711,109	2,418,431			XXX	XXX	46,727,109	29.1	43,376,357	3,350,752
13.3 NAIC 3							XXX	XXX				
13.4 NAIC 4							XXX	XXX				
13.5 NAIC 5							XXX	XXX	(c)			
13.6 NAIC 6							XXX	XXX	(c)			
13.7 Totals	12,163,975	44,805,069	72,093,285	31,577,262	136,990		XXX	XXX	(b) 160,776,581	100.0	136,169,651	24,606,930
13.8 Line 13.7 as a % of Col. 9	7.6	27.9	44.8	19.6	0.1		XXX	XXX	100.0	XXX	84.7	15.3
<b>14. Total Publicly Traded Bonds</b>												
14.1 NAIC 1	7,384,062	16,868,620	41,535,840	24,260,467	202,207		90,251,196	60.1	92,793,294	57.7	90,251,196	XXX
14.2 NAIC 2		12,559,847	20,447,173	1,055,462			34,062,482	22.7	43,376,357	27.0	34,062,482	XXX
14.3 NAIC 3												XXX
14.4 NAIC 4												XXX
14.5 NAIC 5												XXX
14.6 NAIC 6												XXX
14.7 Totals	7,384,062	29,428,467	61,983,013	25,315,929	202,207		124,313,678	82.7	136,169,651	84.7	124,313,678	XXX
14.8 Line 14.7 as a % of Col. 7	5.9	23.7	49.9	20.4	0.2		100.0	XXX	XXX	XXX	100.0	XXX
14.9 Line 14.7 as a % of Line 12.7, Col. 7, Section 12	4.9	19.6	41.2	16.8	0.1		82.7	XXX	XXX	XXX	82.7	XXX
<b>15. Total Privately Placed Bonds</b>												
15.1 NAIC 1	2,692,127	9,982,771	10,834,303				23,509,201	15.6	21,256,178	13.2	XXX	23,509,201
15.2 NAIC 2			2,462,446				2,462,446	1.6	3,350,752	2.1	XXX	2,462,446
15.3 NAIC 3											XXX	
15.4 NAIC 4											XXX	
15.5 NAIC 5											XXX	
15.6 NAIC 6											XXX	
15.7 Totals	2,692,127	9,982,771	13,296,749				25,971,647	17.3	24,606,930	15.3	XXX	25,971,647
15.8 Line 15.7 as a % of Col. 7	10.4	38.4	51.2				100.0	XXX	XXX	XXX	XXX	100.0
15.9 Line 15.7 as a % of Line 12.7, Col. 7, Section 12	1.8	6.6	8.8				17.3	XXX	XXX	XXX	XXX	17.3

(a) Includes \$ ..... freely tradable under SEC Rule 144 or qualified for resale under SEC Rule 144A.

(b) Includes \$ ..... current year of bonds with Z designations and \$ ..... prior year of bonds with Z designations. The letter "Z" means the NAIC designation was not assigned by the Securities Valuation Office (SVO) at the date of the statement.

(c) Includes \$ ..... current year, \$ ..... prior year of bonds with 5GI designations and \$ ..... current year, \$ ..... prior year of bonds with 6\* designations. "5GI" means the NAIC designation was assigned by the (SVO) in reliance on the insurer's certification that the issuer is current in all principal and interest payments. "6\*" means the NAIC designation was assigned by the SVO due to inadequate certification of principal and interest payments.

(d) Includes the following amount of short-term and cash equivalent bonds by NAIC designation: NAIC 1 \$ ..... ; NAIC 2 \$ ..... ; NAIC 3 \$ ..... ; NAIC 4 \$ ..... ; NAIC 5 \$ ..... ; NAIC 6 \$ .....

ANNUAL STATEMENT FOR THE YEAR 2023 OF THE MGIC INDEMNITY CORPORATION

**SCHEDULE D - PART 1A - SECTION 2**

Maturity Distribution of All Bonds Owned December 31, at Book/Adjusted Carrying Values by Major Type and Subtype of Issues

Distribution by Type	1 1 Year or Less	2 Over 1 Year Through 5 Years	3 Over 5 Years Through 10 Years	4 Over 10 Years Through 20 Years	5 Over 20 Years	6 No Maturity Date	7 Total Current Year	8 Col. 7 as a % of Line 12.09	9 Total from Col. 7 Prior Year	10 % From Col. 8 Prior Year	11 Total Publicly Traded	12 Total Privately Placed
<b>1. U.S. Governments</b>												
1.01 Issuer Obligations .....		4,832,744	7,337,359	2,575,197		XXX	14,745,300	9.8	12,754,322	7.9	14,745,300	
1.02 Residential Mortgage-Backed Securities .....	134,353	384,529	248,708	10,483		XXX	778,073	0.5	940,030	0.6	778,073	
1.03 Commercial Mortgage-Backed Securities .....						XXX						
1.04 Other Loan-Backed and Structured Securities ...						XXX						
1.05 Totals	134,353	5,217,273	7,586,067	2,585,680		XXX	15,523,373	10.3	13,694,352	8.5	15,523,373	
<b>2. All Other Governments</b>												
2.01 Issuer Obligations .....			554,560			XXX	554,560	0.4	554,499	0.3		554,560
2.02 Residential Mortgage-Backed Securities .....						XXX						
2.03 Commercial Mortgage-Backed Securities .....						XXX						
2.04 Other Loan-Backed and Structured Securities ...						XXX						
2.05 Totals			554,560			XXX	554,560	0.4	554,499	0.3		554,560
<b>3. U.S. States, Territories and Possessions, Guaranteed</b>												
3.01 Issuer Obligations .....			600,000	220,000		XXX	820,000	0.5	820,000	0.5	820,000	
3.02 Residential Mortgage-Backed Securities .....						XXX						
3.03 Commercial Mortgage-Backed Securities .....						XXX						
3.04 Other Loan-Backed and Structured Securities ...						XXX						
3.05 Totals			600,000	220,000		XXX	820,000	0.5	820,000	0.5	820,000	
<b>4. U.S. Political Subdivisions of States, Territories and Possessions, Guaranteed</b>												
4.01 Issuer Obligations .....	88,352	165,354	4,206,307	4,430,000		XXX	8,890,013	5.9	10,274,935	6.4	8,890,013	
4.02 Residential Mortgage-Backed Securities .....						XXX						
4.03 Commercial Mortgage-Backed Securities .....						XXX						
4.04 Other Loan-Backed and Structured Securities ...						XXX						
4.05 Totals	88,352	165,354	4,206,307	4,430,000		XXX	8,890,013	5.9	10,274,935	6.4	8,890,013	
<b>5. U.S. Special Revenue &amp; Special Assessment Obligations etc., Non-Guaranteed</b>												
5.01 Issuer Obligations .....	1,658,849	2,975,185	19,372,376	15,280,526		XXX	39,286,936	26.1	42,224,149	26.3	39,286,936	
5.02 Residential Mortgage-Backed Securities .....	165,713	535,386	450,406	464,326	202,207	XXX	1,818,038	1.2	2,002,210	1.2	1,818,038	
5.03 Commercial Mortgage-Backed Securities .....						XXX						
5.04 Other Loan-Backed and Structured Securities ...						XXX						
5.05 Totals	1,824,562	3,510,571	19,822,782	15,744,852	202,207	XXX	41,104,974	27.4	44,226,359	27.5	41,104,974	
<b>6. Industrial and Miscellaneous</b>												
6.01 Issuer Obligations .....	6,484,323	22,642,617	39,215,046	2,335,397		XXX	70,677,383	47.0	80,747,112	50.2	56,400,492	14,276,891
6.02 Residential Mortgage-Backed Securities .....						XXX						
6.03 Commercial Mortgage-Backed Securities .....						XXX						
6.04 Other Loan-Backed and Structured Securities ...	1,544,599	7,875,423	3,295,000			XXX	12,715,022	8.5	10,459,324	6.5	1,574,826	11,140,196
6.05 Totals	8,028,922	30,518,040	42,510,046	2,335,397		XXX	83,392,405	55.5	91,206,436	56.7	57,975,318	25,417,087
<b>7. Hybrid Securities</b>												
7.01 Issuer Obligations .....						XXX						
7.02 Residential Mortgage-Backed Securities .....						XXX						
7.03 Commercial Mortgage-Backed Securities .....						XXX						
7.04 Other Loan-Backed and Structured Securities ...						XXX						
7.05 Totals						XXX						
<b>8. Parent, Subsidiaries and Affiliates</b>												
8.01 Issuer Obligations .....						XXX						
8.02 Residential Mortgage-Backed Securities .....						XXX						
8.03 Commercial Mortgage-Backed Securities .....						XXX						
8.04 Other Loan-Backed and Structured Securities ...						XXX						
8.05 Affiliated Bank Loans - Issued .....						XXX						
8.06 Affiliated Bank Loans - Acquired .....						XXX						
8.07 Totals						XXX						

8018

ANNUAL STATEMENT FOR THE YEAR 2023 OF THE MGIC INDEMNITY CORPORATION

**SCHEDULE D - PART 1A - SECTION 2 (Continued)**

Maturity Distribution of All Bonds Owned December 31, at Book/Adjusted Carrying Values by Major Type and Subtype of Issues

Distribution by Type	1 1 Year or Less	2 Over 1 Year Through 5 Years	3 Over 5 Years Through 10 Years	4 Over 10 Years Through 20 Years	5 Over 20 Years	6 No Maturity Date	7 Total Current Year	8 Col. 7 as a % of Line 12.09	9 Total from Col. 7 Prior Year	10 % From Col. 8 Prior Year	11 Total Publicly Traded	12 Total Privately Placed
9. SVO Identified Funds												
9.01 Exchange Traded Funds Identified by the SVO	XXX	XXX	XXX	XXX	XXX							
10. Unaffiliated Bank Loans												
10.01 Unaffiliated Bank Loans - Issued						XXX						
10.02 Unaffiliated Bank Loans - Acquired						XXX						
10.03 Totals						XXX						
11. Unaffiliated Certificates of Deposit												
11.01 Totals						XXX						
12. Total Bonds Current Year												
12.01 Issuer Obligations	8,231,524	30,615,900	71,285,648	24,841,120		XXX	134,974,192	89.8	XXX	XXX	120,142,741	14,831,451
12.02 Residential Mortgage-Backed Securities	300,066	919,915	699,114	474,809	202,207	XXX	2,596,111	1.7	XXX	XXX	2,596,111	
12.03 Commercial Mortgage-Backed Securities						XXX			XXX	XXX		
12.04 Other Loan-Backed and Structured Securities	1,544,599	7,875,423	3,295,000			XXX	12,715,022	8.5	XXX	XXX	1,574,826	11,140,196
12.05 SVO Identified Funds	XXX	XXX	XXX	XXX	XXX				XXX	XXX		
12.06 Affiliated Bank Loans						XXX			XXX	XXX		
12.07 Unaffiliated Bank Loans						XXX			XXX	XXX		
12.08 Unaffiliated Certificates of Deposit						XXX			XXX	XXX		
12.09 Totals	10,076,189	39,411,238	75,279,762	25,315,929	202,207		150,285,325	100.0	XXX	XXX	124,313,678	25,971,647
12.10 Line 12.09 as a % of Col. 7	6.7	26.2	50.1	16.8	0.1		100.0	XXX	XXX	XXX	82.7	17.3
13. Total Bonds Prior Year												
13.01 Issuer Obligations	8,481,296	38,005,647	69,788,293	31,099,781		XXX	XXX	XXX	147,375,017	91.7	131,652,711	15,722,306
13.02 Residential Mortgage-Backed Securities	387,679	1,141,372	798,718	477,481	136,990	XXX	XXX	XXX	2,942,240	1.8	2,942,240	
13.03 Commercial Mortgage-Backed Securities						XXX			XXX	XXX		
13.04 Other Loan-Backed and Structured Securities	3,295,000	5,658,050	1,506,274			XXX	XXX	XXX	10,459,324	6.5	1,574,700	8,884,624
13.05 SVO Identified Funds	XXX	XXX	XXX	XXX	XXX				XXX	XXX		
13.06 Affiliated Bank Loans						XXX			XXX	XXX		
13.07 Unaffiliated Bank Loans						XXX			XXX	XXX		
13.08 Unaffiliated Certificates of Deposit						XXX			XXX	XXX		
13.09 Totals	12,163,975	44,805,069	72,093,285	31,577,262	136,990		XXX	XXX	160,776,581	100.0	136,169,651	24,606,930
13.10 Line 13.09 as a % of Col. 9	7.6	27.9	44.8	19.6	0.1		XXX	XXX	100.0	XXX	84.7	15.3
14. Total Publicly Traded Bonds												
14.01 Issuer Obligations	6,551,402	27,466,320	61,283,899	24,841,120		XXX	120,142,741	79.9	131,652,711	81.9	120,142,741	XXX
14.02 Residential Mortgage-Backed Securities	300,066	919,915	699,114	474,809	202,207	XXX	2,596,111	1.7	2,942,240	1.8	2,596,111	XXX
14.03 Commercial Mortgage-Backed Securities						XXX			XXX	XXX		XXX
14.04 Other Loan-Backed and Structured Securities	532,594	1,042,232				XXX	1,574,826	1.0	1,574,700	1.0	1,574,826	XXX
14.05 SVO Identified Funds	XXX	XXX	XXX	XXX	XXX				XXX	XXX		XXX
14.06 Affiliated Bank Loans						XXX			XXX	XXX		XXX
14.07 Unaffiliated Bank Loans						XXX			XXX	XXX		XXX
14.08 Unaffiliated Certificates of Deposit						XXX			XXX	XXX		XXX
14.09 Totals	7,384,062	29,428,467	61,983,013	25,315,929	202,207		124,313,678	82.7	136,169,651	84.7	124,313,678	XXX
14.10 Line 14.09 as a % of Col. 7	5.9	23.7	49.9	20.4	0.2		100.0	XXX	XXX	XXX	100.0	XXX
14.11 Line 14.09 as a % of Line 12.09, Col. 7, Section 12	4.9	19.6	41.2	16.8	0.1		82.7	XXX	XXX	XXX	82.7	XXX
15. Total Privately Placed Bonds												
15.01 Issuer Obligations	1,680,122	3,149,580	10,001,749			XXX	14,831,451	9.9	15,722,306	9.8	XXX	14,831,451
15.02 Residential Mortgage-Backed Securities						XXX			XXX	XXX		XXX
15.03 Commercial Mortgage-Backed Securities						XXX			XXX	XXX		XXX
15.04 Other Loan-Backed and Structured Securities	1,012,005	6,833,191	3,295,000			XXX	11,140,196	7.4	8,884,624	5.5	XXX	11,140,196
15.05 SVO Identified Funds	XXX	XXX	XXX	XXX	XXX				XXX	XXX		XXX
15.06 Affiliated Bank Loans						XXX			XXX	XXX		XXX
15.07 Unaffiliated Bank Loans						XXX			XXX	XXX		XXX
15.08 Unaffiliated Certificates of Deposit						XXX			XXX	XXX		XXX
15.09 Totals	2,692,127	9,982,771	13,296,749				25,971,647	17.3	24,606,930	15.3	XXX	25,971,647
15.10 Line 15.09 as a % of Col. 7	10.4	38.4	51.2				100.0	XXX	XXX	XXX	XXX	100.0
15.11 Line 15.09 as a % of Line 12.09, Col. 7, Section 12	1.8	6.6	8.8				17.3	XXX	XXX	XXX	XXX	17.3

6015

Schedule DA - Verification - Short-Term Investments

**N O N E**

Schedule DB - Part A - Verification - Options, Caps, Floors, Collars, Swaps and Forwards

**N O N E**

Schedule DB - Part B - Verification - Futures Contracts

**N O N E**

Schedule DB - Part C - Section 1 - Replication (Synthetic Asset) Transactions (RSATs) Open

**N O N E**

Schedule DB-Part C-Section 2-Reconciliation of Replication (Synthetic Asset) Transactions Open

**N O N E**

Schedule DB - Verification - Book/Adjusted Carrying Value, Fair Value and Potential Exposure of  
Derivatives

**N O N E**

ANNUAL STATEMENT FOR THE YEAR 2023 OF THE MGIC INDEMNITY CORPORATION  
**SCHEDULE E - PART 2 - VERIFICATION BETWEEN YEARS**

(Cash Equivalents)

	1 Total	2 Bonds	3 Money Market Mutual funds	4 Other (a)
1. Book/adjusted carrying value, December 31 of prior year .....	6,391,650		6,391,650	
2. Cost of cash equivalents acquired .....	26,946,467		26,946,467	
3. Accrual of discount .....				
4. Unrealized valuation increase/(decrease) .....	(62)		(62)	
5. Total gain (loss) on disposals .....	(938)		(938)	
6. Deduct consideration received on disposals .....	26,172,805		26,172,805	
7. Deduct amortization of premium .....				
8. Total foreign exchange change in book/adjusted carrying value .....				
9. Deduct current year's other than temporary impairment recognized .....				
10. Book/adjusted carrying value at end of current period (Lines 1+2+3+4+5-6-7+8-9) .....	7,164,312		7,164,312	
11. Deduct total nonadmitted amounts .....				
12. Statement value at end of current period (Line 10 minus Line 11)	7,164,312		7,164,312	

(a) Indicate the category of such investments, for example, joint ventures, transportation equipment:

Schedule A - Part 1 - Real Estate Owned

**NONE**

Schedule A - Part 2 - Real Estate Acquired and Additions Made

**NONE**

Schedule A - Part 3 - Real Estate Disposed

**NONE**

Schedule B - Part 1 - Mortgage Loans Owned

**NONE**

Schedule B - Part 2 - Mortgage Loans Acquired and Additions Made

**NONE**

Schedule B - Part 3 - Mortgage Loans Disposed, Transferred or Repaid

**NONE**

Schedule BA - Part 1 - Other Long-Term Invested Assets Owned

**NONE**

Schedule BA - Part 2 - Other Long-Term Invested Assets Acquired and Additions Made

**NONE**

Schedule BA - Part 3 - Other Long-Term Invested Assets Disposed, Transferred or Repaid

**NONE**

ANNUAL STATEMENT FOR THE YEAR 2023 OF THE MGIC INDEMNITY CORPORATION

**SCHEDULE D - PART 1**

Showing All Long-Term BONDS Owned December 31 of Current Year

1	2	Codes			6	7	Fair Value		10	11	Change in Book/Adjusted Carrying Value				Interest					Dates	
		3	4	5			8	9			12	13	14	15	16	17	18	19	20	21	22
CUSIP Identification	Description	C o d e	F o r e i g n	B o n d C h a r	NAIC Designation, NAIC Designation Modifier and SVO Administrative Symbol	Actual Cost	Rate Used to Obtain Fair Value	Fair Value	Par Value	Book/ Adjusted Carrying Value	Unrealized Valuation Increase/ (Decrease)	Current Year's (Amortization)/ Accretion	Current Year's Other-Than-Temporary Impairment Recognized	Total Foreign Exchange Change in Book/ Adjusted Carrying Value	Rate of	Effective Rate of	When Paid	Admitted Amount Due and Accrued	Amount Received During Year	Acquired	Stated Contractual Maturity Date
	U.S. Tax And Loss Bond	..0.			1.A	1,000,000	100.0000	1,000,000	1,000,000	1,000,000					0.000	0.000	N/A			12/15/2022	12/15/2032
	U.S. Tax And Loss Bond	..0.			1.A	500,000	100.0000	500,000	500,000	500,000					0.000	0.000	N/A			04/17/2023	04/17/2033
	U.S. Tax And Loss Bond	..0.			1.A	1,500,000	100.0000	1,500,000	1,500,000	1,500,000					0.000	0.000	N/A			12/15/2023	12/15/2033
912810-PT-9	U.S. Treasury Bond 4.75%02/15/37	..M.			1.A	1,594,176	109.7310	1,426,497	1,300,000	1,567,321		(16,576)			4.750	2.859	FA	23,324	61,750	05/12/2022	02/15/2037
912810-SQ-2	U.S. Treasury Bond	..O.			1.A	993,019	64.0980	733,919	1,145,000	1,007,876		6,908			1.125	1.974	FA	4,865	12,881	10/28/2021	08/15/2040
912828-AR-8	U.S. Treasury Bond	..C.			1.A	2,022,788	97.7380	1,993,861	2,040,000	2,036,077		2,679			2.875	3.015	MN	5,128	58,650	09/27/2018	05/31/2025
91282C-AM-3	U.S. Treasury Note	..M.			1.A	2,691,035	93.1480	2,515,007	2,700,000	2,696,843		1,798			0.250	0.317	MS	1,715	6,750	10/05/2020	09/30/2025
91282C-BH-3	U.S. Treasury Note	..O.			1.A	99,582	92.4100	92,410	100,000	99,824		84			0.375	0.460	JJ	157	375	02/05/2021	01/31/2026
91282C-EP-2	U.S. Treasury Note 2.875%05/15/32	..C.			1.A	4,342,832	92.8360	3,991,943	4,300,000	4,337,359		(3,915)			2.875	2.758	MN	15,963	123,625	07/26/2022	05/15/2032
0019999999	Subtotal - Bonds - U.S. Governments - Issuer Obligations					14,743,432	XXX	13,753,637	14,585,000	14,745,300		(9,022)			XXX	XXX	XXX	51,152	264,031	XXX	XXX
36179U-QA-3	Government National Mortgage A G2 MA5849			4	1.A	784,231	95.6230	721,823	754,862	778,073		(1,636)			3.500	2.616	MON	2,202	26,420	09/13/2019	04/20/2034
0029999999	Subtotal - Bonds - U.S. Governments - Residential Mortgage-Backed Securities					784,231	XXX	721,823	754,862	778,073		(1,636)			XXX	XXX	XXX	2,202	26,420	XXX	XXX
0109999999	Total - U.S. Government Bonds					15,527,663	XXX	14,475,460	15,339,862	15,523,373		(10,658)			XXX	XXX	XXX	53,354	290,451	XXX	XXX
085209-AG-9	Govt Of Bermuda	..D.	1		1.F FE	554,362	85.5890	475,019	555,000	554,560		61			2.375	2.388	FA	4,797	13,181	08/17/2020	08/20/2030
0219999999	Subtotal - Bonds - All Other Governments - Issuer Obligations					554,362	XXX	475,019	555,000	554,560		61			XXX	XXX	XXX	4,797	13,181	XXX	XXX
0309999999	Total - All Other Government Bonds					554,362	XXX	475,019	555,000	554,560		61			XXX	XXX	XXX	4,797	13,181	XXX	XXX
57582R-L8-7	Massachusetts State Ser A Ref Taxable Ref Ser E			1	1.B FE	600,000	78.2330	469,395	600,000	600,000					1.870	1.870	MN	1,870	11,220	11/19/2020	11/01/2033
57582R-L9-5	Massachusetts State Ser A Ref Taxable Ref Ser E			1	1.B FE	220,000	76.9790	169,354	220,000	220,000					1.970	1.970	MN	722	4,334	11/19/2020	11/01/2034
0419999999	Subtotal - Bonds - U.S. States, Territories and Possessions - Issuer Obligations					820,000	XXX	638,749	820,000	820,000					XXX	XXX	XXX	2,592	15,554	XXX	XXX
0509999999	Total - U.S. States, Territories and Possessions Bonds					820,000	XXX	638,749	820,000	820,000					XXX	XXX	XXX	2,592	15,554	XXX	XXX
010878-BN-5	ALAMEDA CNTY CALIF TAXABLE GO BDS 2022			1	1.A FE	3,500,000	95.6330	3,347,138	3,500,000	3,500,000					4.049	4.049	FA	59,048	132,661	08/10/2022	08/01/2034
022555-XB-7	Alvord CA Unif Sch Dist Taxable Ref			2	1.C FE	1,080,000	81.4140	879,270	1,080,000	1,080,000					2.297	2.297	FA	10,337	24,808	08/28/2020	08/01/2033
167486-ZR-3	CHICAGO IL Taxable Ser B AGM Cr			1	1.E FE	2,932,017	111.0150	2,331,309	2,100,000	2,665,013		(72,482)			7.375	3.030	JJ	77,438	154,875	02/25/2020	01/01/2033
240853-ES-6	DeKalb Kane La Salle Cntys Taxable Ref Kishwaukee College			2	1.D FE	465,000	85.2420	396,376	465,000	465,000					2.847	2.847	FA	5,516	13,239	02/07/2020	02/01/2033
240853-EV-9	DeKalb Kane La Salle Cntys Taxable Ref Kishwaukee College			2	1.D FE	500,000	81.8230	409,116	500,000	500,000					3.017	3.017	FA	6,285	15,085	02/07/2020	02/01/2036
736688-MN-9	Portland OR Cmty College Dist Taxable Ref			2	1.B FE	250,000	79.7590	199,398	250,000	250,000					1.888	1.888	JD	210	4,720	12/04/2020	06/15/2033
798186-Q3-9	San Jose CA Unif Sch Dist Taxable Ref			2	1.B FE	430,000	73.7200	316,994	430,000	430,000					2.306	2.306	FA	4,131	9,915	01/08/2021	08/01/2039
0619999999	Subtotal - Bonds - U.S. Political Subdivisions - Issuer Obligations					9,157,017	XXX	7,879,601	8,325,000	8,890,013		(72,482)			XXX	XXX	XXX	162,965	355,303	XXX	XXX
0709999999	Total - U.S. Political Subdivisions Bonds					9,157,017	XXX	7,879,601	8,325,000	8,890,013		(72,482)			XXX	XXX	XXX	162,965	355,303	XXX	XXX
041806-P6-1	Arlington Tex Hgr Edu Fin Rev Variable Txbi Ref Ser A			2	1.A FE	654,503	94.2320	584,241	620,000	626,965		(11,091)			3.000	1.182	FA	7,027	18,600	06/04/2021	08/15/2044
059231-Y5-3	Baltimore MD Rev Taxable Ref Water Proj Ser B			1	1.E FE	585,000	76.3370	446,570	585,000	585,000					2.814	2.814	JJ	8,231	16,462	11/19/2020	07/01/2040
13034A-M9-8	California St Infra & Econ Dev Taxable Ref Ser A			1	1.A FE	330,000	75.2950	248,475	330,000	330,000					2.716	2.716	AO	2,241	8,963	12/03/2020	10/01/2040
13080S-ZU-1	California Stwd Cmnty Dev Aut Taxable Green Bond			1	1.E FE	275,000	81.4740	224,053	275,000	275,000					2.177	2.177	FA	2,494	5,987	01/15/2021	02/01/2033
14574A-AL-8	Carson CA Pension Oblig Taxable			2	1.D FE	1,585,000	86.9340	1,377,905	1,585,000	1,585,000					3.496	3.496	JJ	25,551	55,412	06/11/2020	01/15/2038
20281P-NE-8	Commonwealth Fing Auth PA Rev Taxable Ser A			1	1.E FE	295,000	77.2380	227,852	295,000	295,000					2.991	2.991	JD	735	8,823	06/17/2021	06/01/2042
283299-AR-6	El Monte Ca Taxable			2	1.G FE	2,050,518	81.6300	1,661,168	2,035,000	2,045,736		(1,428)			3.616	3.525	FA	30,661	73,586	06/12/2020	08/01/2040
34061U-EN-4	Florida St Dev Fin Corp Eductn Taxable Ref NOVA SE Univ Proj			1	1.G FE	2,255,000	89.7330	2,023,475	2,255,000	2,255,000					3.631	3.631	AO	20,470	81,879	06/18/2020	04/01/2035
342816-S2-2	Florida St Muni Pwr Agy Txbi Sub All Pwr Supply Proj			1	1.G FE	500,000	91.6920	458,459	500,000	500,000					1.425	1.425	AO	1,781	7,125	04/16/2021	10/01/2026

E10

ANNUAL STATEMENT FOR THE YEAR 2023 OF THE MGIC INDEMNITY CORPORATION

**SCHEDULE D - PART 1**

Showing All Long-Term BONDS Owned December 31 of Current Year

1	2	Codes			6	7	Fair Value		10	11	Change in Book/Adjusted Carrying Value				Interest					Dates		
		3	4	5			8	9			12	13	14	15	16	17	18	19	20	21	22	
CUSIP Identification	Description	Code	Rating	Bond Char	NAIC Designation, NAIC Designation Modifier and SVO Administrative Symbol	Actual Cost	Rate Used to Obtain Fair Value	Fair Value	Par Value	Book/ Adjusted Carrying Value	Unrealized Valuation Increase/ (Decrease)	Current Year's (Amortization)/ Accretion	Current Year's Other-Than-Temporary Impairment Recognized	Total Foreign Exchange Change in Book/ Adjusted Carrying Value	Rate of	Effective Rate of	When Paid	Admitted Amount Due and Accrued	Amount Received During Year	Acquired	Stated Contractual Maturity Date	
38122N-B5-0	Golden St Tob Securitization Txb1-Ref-Enh Tobacco Settle			1	1.D FE	55,000	.84	46,300	55,000	55,000					2.746	2.746	JD	126	1,510	09/30/2021	06/01/2034	
38122N-D4-1	Golden St Tob Securitization TXBL-Ref-Ser A-1 Grand Parkway Transprt Corp Taxable Ref Tier Toll			1	1.G FE	155,000	.81	126,091	155,000	155,000					3.487	3.487	JD	450	5,405	12/08/2021	06/01/2036	
38611T-DJ-3	Rev			1	1.C FE	265,000	.79	210,357	265,000	265,000					3.006	3.006	AO	1,991	7,966	02/12/2020	10/01/2039	
438701-Z5-6	Honolulu City & Cnty HI Wstwr Taxable Ref Ser A			1	1.C FE	545,000	.81	445,127	545,000	545,000					1.623	1.623	JJ	4,423	8,845	12/16/2020	07/01/2031	
45750T-AR-4	Inland Valley CA Tax Alloc Taxable-Ref-Ser B			2	1.C FE	1,000,000	.99	994,691	1,000,000	1,000,000					4.532	4.532	MS	15,107	45,320	05/08/2014	09/01/2024	
47770V-B0-2	JOBS Ohio Beverage Sys Taxable Ref Ser A			1	1.D FE	645,000	.81	525,740	645,000	645,000					2.833	2.833	JJ	9,136	18,273	01/24/2020	01/01/2038	
516391-D0-9	Lansing Michigan Wtr Lt Rev Taxable Ref Ser B			2	1.D FE	1,515,000	.88	1,334,900	1,515,000	1,515,000					2.940	2.940	JJ	22,271	44,541	12/13/2019	07/01/2032	
516391-DR-7	Lansing Michigan Wtr Lt Rev Taxable Ref Ser B			2	1.D FE	825,000	.87	721,153	825,000	825,000					3.040	3.040	JJ	12,540	25,080	12/13/2019	07/01/2033	
562784-AM-0	Manhattan Beach CA Pension Ob Taxable			1	1.A FE	200,000	.84	168,789	200,000	200,000					2.341	2.341	JJ	2,341	4,682	04/29/2021	01/01/2032	
58333N-V5-9	MIAMI-DADE CNTY FL SPL OBLIG Taxable Ref Subordinate Rev			1	1.E FE	1,230,000	.77	957,089	1,230,000	1,230,000					2.736	2.736	AO	8,413	33,653	12/10/2020	10/01/2036	
646066-7F-1	New Jersey St Educlnl Facs Aut Txb1 Seton Hall Univ Ser D			1	1.E FE	730,000	.84	619,529	730,000	730,000					3.468	3.468	JJ	12,658	25,316	06/05/2020	07/01/2035	
646140-EA-7	New Jersey St Turnpike Auth Tu Taxable Ref Ser B			2	1.E FE	355,000	.75	266,729	355,000	355,000					2.782	2.782	JJ	4,938	9,876	01/22/2021	01/01/2040	
64990G-X9-8	New York St Dorm Auth Revenues Taxable Ref			1	1.E FE	2,640,000	.87	2,299,984	2,640,000	2,640,000					2.262	2.262	JJ	29,858	59,717	07/15/2020	07/01/2030	
67704L-AA-9	Oglethorpe Ga Pwr Corp First Mtg			1	2.A FE	2,753,586	101	804,000	2,200,000	2,638,653		(42,065)			5.534	2.984	JJ	60,874	121,748	03/08/2021	01/01/2035	
684100-AP-5	Orange Calif Pension Oblig Taxable Ref Oregon St Dept Admin Svcs TAXABLE BDS			1	1.C FE	1,700,000	.80	1,363,451	1,700,000	1,700,000					2.750	2.750	JD	3,896	46,750	03/04/2021	06/01/2035	
68607V-3T-0	2022			1	1.C FE	680,000	.95	649,904	680,000	680,000					4.041	4.041	AO	6,870	27,479	04/13/2022	04/01/2034	
700387-H0-9	Park Creek CO Met Dist Rev Taxable Senior Ser B			2	1.F FE	215,000	.90	194,257	215,000	215,000					3.244	3.244	JD	581	6,975	12/13/2019	12/01/2031	
700387-HS-5	Park Creek CO Met Dist Rev Taxable Senior Ser B Pennsylvania St Turnpike Commi TXBL REF MOTOR LICENSE FUND			2	1.F FE	375,000	.88	333,270	375,000	375,000					3.394	3.394	JD	1,061	12,728	12/13/2019	12/01/2033	
709224-3G-2	Phoenix Ariz Civic Impt Corp Taxable Sub Excise Tax Rev			1	1.D FE	1,430,000	.83	1,192,949	1,430,000	1,430,000					2.890	2.890	JD	3,444	41,327	02/12/2020	12/01/2035	
71884A-G5-2	Pima Onty AZ Pledged Rev Oblig Taxable			2	1.B FE	570,000	.74	427,057	570,000	570,000					2.564	2.564	JJ	7,307	14,615	08/05/2020	07/01/2040	
72178J-AL-7	Port Oakland Calif Taxable Ref Ser R Senior Lien			1	1.E FE	675,000	.88	402,020	675,000	675,000					2.049	2.049	MN	2,305	13,831	11/20/2020	05/01/2029	
735000-TR-2	Riverside Ca Pensn Oblg Taxable Ser A			1	1.D FE	350,000	.92	325,249	350,000	350,000					2.773	2.773	JD	809	9,706	06/05/2020	06/01/2028	
769036-B0-6	Rutgers NJ St Univ Taxable Ref Ser R			1	1.E FE	2,944,247	.89	2,533,849	2,830,000	2,911,468		(8,683)			2.888	2.503	MN	13,622	81,730	01/29/2020	05/01/2032	
783186-UH-0	Tampa Hillsborough Cnty FL Exp Taxable Ref Rev Ser B			1	1.F FE	835,000	.77	644,027	835,000	835,000					2.692	2.692	JJ	11,239	22,478	08/27/2020	07/01/2037	
875301-HY-2	Texas St Public Fin Auth Rev Taxable TX Facs Commission			2	1.B FE	580,000	.77	450,657	580,000	580,000					2.140	2.140	FA	5,172	12,412	12/11/2020	02/01/2035	
882669-CD-4	Texas St Tech Univ Revenues Taxable Ref			1	1.B FE	835,000	.87	734,518	835,000	835,000					1.653	1.653	FA	5,214	13,803	07/09/2020	02/15/2029	
882806-HL-9	Texas St Transprt Turnpike Taxable Ref First Tier Ser C			2	1.F FE	1,020,000	.75	765,898	1,020,000	1,020,000					3.029	3.029	FA	11,672	30,896	02/21/2020	08/15/2041	
88283K-BL-1	University Calif Regts POOLED REV BDS			1	1.D FE	2,176,740	106	875,000	2,000,000	2,150,287		(26,453)			6.398	4.591	MN	16,350	127,960	01/20/2023	05/15/2031	
913366-EQ-9	UNIVERSITY CALIF REVS TAXABLE GEN BDS			1	1.C FE	588,285	.82	615,168	750,000	601,950		13,665			1.964	4.863	MN	1,882	14,730	01/10/2023	05/15/2032	
91412H-FU-2	Uptown Dev Auth TX Contrct Rev Taxable Ser B			2	1.E FE	500,000	.80	402,947	500,000	500,000					2.881	2.881	MS	4,802	14,405	02/04/2021	09/01/2034	
916856-HE-0	Uptown Dev Auth TX Contrct Rev Taxable Ser B			2	1.E FE	500,000	.78	392,876	500,000	500,000					3.081	3.081	MS	5,135	15,405	02/04/2021	09/01/2036	
916856-HG-5	Western MI Univ Stryker Taxable Ref AGM CR			1	1.C FE	1,092,985	100	829,000	950,000	1,036,877		(15,334)			4.750	2.600	MN	5,766	45,122	02/07/2020	11/15/2028	
958644-AB-2	Wyandotte Cnty Kans City KS Taxable Ref Ser B			2	1.F FE	620,000	.83	516,971	620,000	620,000					2.181	2.181	MS	4,507	13,522	08/20/2020	09/01/2031	
982674-NL-3																						
0819999999	Subtotal - Bonds - U.S. Special Revenues - Issuer Obligations					39,535,864	XXX	33,781,907	38,660,000	39,286,936		(91,389)			XXX	XXX	XXX	397,432	1,263,529	XXX	XXX	

E10.1



ANNUAL STATEMENT FOR THE YEAR 2023 OF THE MGIC INDEMNITY CORPORATION

**SCHEDULE D - PART 1**

Showing All Long-Term BONDS Owned December 31 of Current Year

1	2	Codes			6	7	Fair Value		10	11	Change in Book/Adjusted Carrying Value				Interest					Dates	
		3	4	5			8	9			12	13	14	15	16	17	18	19	20	21	22
CUSIP Identification	Description	Code	Foreign	Bond Char	NAIC Designation, NAIC Designation Modifier and SVO Administrative Symbol	Actual Cost	Rate Used to Obtain Fair Value	Fair Value	Par Value	Book/ Adjusted Carrying Value	Unrealized Valuation Increase/ (Decrease)	Current Year's (Amortization)/ Accretion	Current Year's Other-Than-Temporary Impairment Recognized	Total Foreign Exchange Change in Book/ Adjusted Carrying Value	Rate of	Effective Rate of	When Paid	Admitted Amount Due and Accrued	Amount Received During Year	Acquired	Stated Contractual Maturity Date
3137FN-5Y-2	Freddie Mac Series 4904 Class CA			4	1.A	1,819,552	.89.5970	1,599,024	1,784,694	1,818,038		(565)			3.000	2.751	MON	4,462	53,541	12/17/2019	08/15/2057
0829999999 Subtotal - Bonds - U.S. Special Revenues - Residential Mortgage-Backed Securities						1,819,552	XXX	1,599,024	1,784,694	1,818,038		(565)			XXX	XXX	XXX	4,462	53,541	XXX	XXX
0909999999 Total - U.S. Special Revenues Bonds						41,355,416	XXX	35,380,931	40,444,694	41,104,974		(91,954)			XXX	XXX	XXX	401,894	1,317,070	XXX	XXX
023135-AP-1	Amazon.Com Inc			1	1.E FE	1,314,069	103.4060	1,370,127	1,325,000	1,317,769		491			4.800	4.865	JD	4,593	63,600	12/02/2014	12/05/2034
023135-CQ-7	Amazon.Com Inc SR GLBL NT 29			1	1.D FE	888,151	102.8020	899,513	875,000	886,395		(1,684)			4.650	4.392	JD	3,391	40,688	12/14/2022	12/01/2029
03027X-BC-3	American Tower Corp			1	2.C FE	1,038,991	84.0250	878,064	1,045,000	1,040,991		573			2.100	2.164	JD	975	21,945	06/01/2020	06/15/2030
03740L-AC-6	Aon Corp			1	2.A FE	1,159,084	84.9400	985,304	1,160,000	1,159,255		84			2.600	2.609	JD	2,430	30,160	11/29/2021	12/02/2031
037833-DY-3	Apple Inc			1	1.B FE	1,546,234	83.1460	1,288,758	1,550,000	1,547,448		366			1.250	1.276	FA	7,050	19,375	08/13/2020	08/20/2030
053015-AG-8	Automatic Data Processing			1	1.D FE	677,946	90.2840	613,930	680,000	678,689		286			1.700	1.746	MN	1,477	11,560	05/11/2021	05/15/2028
125523-CL-2	Cigna Corp			1	2.A FE	2,722,486	87.6880	2,376,337	2,710,000	2,717,966		(1,228)			2.400	2.347	MS	19,151	65,040	03/06/2020	03/15/2030
14448C-AP-9	Carrier Global Corp			1	2.B FE	93,000	94.0790	87,493	93,000	93,000					2.493	2.493	FA	876	2,319	12/10/2020	02/15/2027
161175-BK-9	Charter Comm Safari II LLC			1	2.C FE	1,384,513	96.0990	1,249,284	1,300,000	1,344,573		(10,371)			4.200	3.269	MS	16,077	54,600	12/13/2019	03/15/2028
21871X-AF-6	COREBRIDGE FINANCIAL INC SR GLBL NT 29			1	2.A FE	890,672	94.2600	895,469	950,000	895,914		5,242			3.850	5.098	AO	8,737	18,288	05/31/2023	04/05/2029
22546Q-AP-2	Credit Suisse New York			1	1.E FE	1,029,163	98.5770	1,020,268	1,035,000	1,034,528		666			3.625	3.693	MS	11,673	37,519	09/04/2014	09/09/2024
340711-AY-6	Florida Gas Transmission			1	2.B FE	1,937,091	85.7620	1,650,059	1,924,000	1,932,729		(1,279)			2.550	2.471	JJ	24,531	49,062	06/12/2020	07/01/2030
38141G-ZK-3	GOLDMAN SACHS GROUP INC			1	1.F FE	1,500,000	92.7290	1,390,937	1,500,000	1,500,000					2.640	2.640	FA	13,970	39,600	01/19/2022	02/24/2028
42250P-AA-1	Healthpeak Properties			1	2.A FE	2,012,780	89.0490	1,780,976	2,000,000	2,008,050		(1,250)			3.000	2.924	JJ	27,667	60,000	12/12/2019	01/15/2030
427866-BE-7	Hershey Company			1	1.F FE	633,546	85.2400	541,273	635,000	634,039		140			1.700	1.725	JD	900	10,795	05/27/2020	06/01/2030
442851-AN-1	Howard University			1	2.B FE	165,000	87.0370	143,611	165,000	165,000					2.995	2.995	AO	1,235	4,942	01/31/2020	10/01/2031
442851-AU-5	Howard University			1	2.B FE	650,000	87.8560	571,064	650,000	650,000					2.801	2.801	AO	4,552	18,207	07/08/2020	10/01/2030
44644M-AF-8	HUNTINGTON NATIONAL BANK			1	1.G FE	680,000	96.6570	657,269	680,000	680,000					4.552	4.552	MN	3,783	30,954	05/06/2022	05/17/2028
45866F-AN-4	Intercontinentalexchange			1	1.G FE	1,110,083	79.9420	891,349	1,115,000	1,111,350		382			1.850	1.891	MS	6,074	20,628	08/17/2020	09/15/2032
46625H-JY-7	Jpmorgan Chase & Co			1	1.G FE	770,931	98.8810	766,327	775,000	774,666		468			3.875	3.939	MS	9,260	30,031	09/03/2014	09/10/2024
46647P-DX-1	JPMorgan Chase & Co SR NT 29			1	1.E FE	1,500,000	105.2240	1,578,360	1,500,000	1,500,000					6.087	6.087	AO	17,247		10/16/2023	10/23/2029
478111-AD-9	Johns Hopkins Health Sys			1	1.D FE	760,000	87.0450	661,539	760,000	760,000					2.420	2.420	JJ	9,196	18,392	01/23/2020	01/01/2030
478115-AE-8	Johns Hopkins University			1	1.C FE	2,020,000	85.9850	1,736,901	2,020,000	2,020,000					1.972	1.972	JJ	19,917	39,834	03/09/2020	07/01/2030
49338L-AE-3	Keysight Technologies			1	2.B FE	2,741,427	99.7000	2,477,550	2,485,000	2,601,096		(36,250)			4.600	2.968	AO	26,990	114,310	12/12/2019	04/06/2027
57284P-AA-9	MARSHFIELD CLINIC HEALTH			1	2.A FE	1,685,000	86.0160	1,449,371	1,685,000	1,685,000					2.703	2.703	FA	17,206	45,546	06/17/2020	02/15/2030
58156R-BH-0	MetLife Inc			1	1.G FE	520,305	99.4380	497,192	500,000	501,200		(4,324)			3.600	2.710	AO	4,050	18,000	05/10/2019	04/10/2024
605417-CC-6	MISSISSIPPI POWER			1	1.G FE	1,484,972	99.9270	1,498,899	1,500,000	1,493,807		8,836			5.690	6.023	MUSD	947	62,966	04/06/2023	06/28/2024
620076-BU-2	Motorola Solutions Inc.			1	2.C FE	910,000	85.6110	779,064	910,000	910,000					2.750	2.750	MN	2,572	25,025	05/10/2021	05/24/2031
62928C-AA-0	NGPL Pipeco Llc			1	2.C FE	529,603	86.9310	460,732	530,000	529,717		33			3.250	3.258	JJ	7,943	17,225	05/03/2021	07/15/2031
64952W-CN-1	New York Life Global Fdg			1	1.A FE	1,692,415	99.8900	1,678,150	1,680,000	1,680,122		(2,793)			2.900	2.730	JJ	22,195	48,720	05/09/2019	01/17/2024
666807-BS-0	Northrop Grumman Corp			1	2.A FE	378,476	99.5950	378,460	380,000	378,983		136			4.400	4.449	MN	2,787	16,720	03/19/2020	05/01/2030
68235P-AH-1	One Gas Inc			1	1.G FE	199,101	85.0130	170,026	200,000	199,408		86			2.000	2.050	MN	5,111	4,000	04/29/2020	05/15/2030
693342-AB-3	PG&E Wildfire Recovery			1	1.A FE	1,144,967	94.9200	1,086,833	1,145,000	1,144,965					4.263	4.263	JD	4,068	48,811	05/03/2022	06/01/2036
74368C-AY-0	Protective Life Global SR SEC GLBL 30			1	1.D FE	1,234,770	81.0970	1,216,449	1,500,000	1,274,077		28,346			1.737	4.346	MS	7,238	26,055	08/08/2022	09/21/2030
74460D-AG-4	Public Storage			1	1.F FE	2,061,841	91.8560	1,896,816	2,065,000	2,063,167		623			1.500	1.532	MN	4,474	30,975	11/04/2021	11/09/2026
745310-AN-2	PUGET ENERGY INC			1	2.C FE	2,752,050	90.5000	2,488,756	2,750,000	2,751,739		(174)			4.224	4.215	MS	34,203	116,160	03/14/2022	03/15/2032
76209P-AA-1	RGA Global Funding			1	1.E FE	1,499,295	91.4910	1,372,367	1,500,000	1,499,581		138			2.000	2.010	MN	2,583	30,000	11/22/2021	11/30/2026
808513-AY-1	Charles Schwab Corp			1	1.F FE	1,037,500	99.8000	998,000	1,000,000	1,000,000		(8,518)			3.550	2.683	FA	14,792	35,500	05/10/2019	02/01/2024
824348-AW-6	Sherwin-Williams Co			1	2.B FE	2,690,300	96.5790	2,414,483	2,500,000	2,588,935		(26,769)			3.450	2.279	JD	7,188	86,250	01/30/2020	06/01/2027
845011-AC-9	Southwest Gas Corp			1	2.A FE	384,515	85.1470	327,816	385,000	384,677		46			2.200	2.214	JD	376	8,470	06/01/2020	06/15/2030
857477-BF-9	State Street Corp			2	1.F FE	1,542,623	89.5120	1,369,527	1,530,000	1,537,902		(1,224)			3.031	2.934	MN	7,729	46,374	12/11/2019	11/01/2034

ANNUAL STATEMENT FOR THE YEAR 2023 OF THE MGIC INDEMNITY CORPORATION

**SCHEDULE D - PART 1**

Showing All Long-Term BONDS Owned December 31 of Current Year

1	2	Codes			6	7	Fair Value		10	11	Change in Book/Adjusted Carrying Value				Interest					Dates	
		3	4	5			8	9			12	13	14	15	16	17	18	19	20	21	22
CUSIP Identification	Description	C o d e	F o r e i g n	B o n d C h a r	NAIC Designation, NAIC Designation Modifier and SVO Administrative Symbol	Actual Cost	Rate Used to Obtain Fair Value	Fair Value	Par Value	Book/ Adjusted Carrying Value	Unrealized Valuation Increase/ (Decrease)	Current Year's (Amortization)/ Accretion	Current Year's Other-Than-Temporary Impairment Recognized	Total Foreign Exchange Change in Book/ Adjusted Carrying Value	Rate of	Effective Rate of	When Paid	Admitted Amount Due and Accrued	Amount Received During Year	Acquired	Stated Contractual Maturity Date
86944B-AF-0	Sutter Health	1			1.E FE	515,000	93.7070	482,593	515,000	515,000					1.321	1.321	FA	2,570	6,803	10/22/2020	08/15/2025
87264A-BD-6	T-Mobile Usa Inc	1			2.B FE	2,347,391	97.0980	2,058,469	2,120,000	2,249,004		(39,841)			3.750	1.738	AO	16,783	79,500	06/30/2021	04/15/2027
883203-CC-3	Textron Inc	1			2.B FE	1,987,120	85.3790	1,707,578	2,000,000	1,989,744		1,281			2.450	2.528	MS	14,428	49,000	12/15/2021	03/15/2031
89236T-KP-9	Toyota Motor Credit Corp	1			1.E FE	1,493,874	100.0100	1,500,150	1,500,000	1,496,332		2,458			5.940	5.647	JAJO	20,457	43,511	04/06/2023	01/10/2025
896517-AB-5	Trinity Health Corp	1			1.D FE	580,000	72.4760	420,359	580,000	580,000					2.632	2.632	JD	1,272	15,266	01/12/2021	12/01/2040
92556H-AD-9	Viacom CBS Inc	1			2.C FE	2,219,683	89.4780	1,650,864	1,845,000	2,126,661		(31,360)			4.200	2.144	MN	9,041	77,490	12/17/2020	05/19/2032
98138H-AG-6	WORKDAY INC SR NT 3.5%27	1			2.B FE	1,001,976	96.8290	968,285	1,000,000	1,001,317		(383)			3.500	3.456	AO	8,750	35,000	03/31/2022	04/01/2027
56501R-AE-6	Manulife Financial Corp	2			2.A FE	2,740,960	94.2050	2,477,581	2,630,000	2,681,922		(15,386)			4.061	3.394	FA	37,678	106,804	12/12/2019	02/24/2032
09659W-2K-9	BNP Paribas	2			1.G FE	2,353,799	87.9710	1,895,764	2,155,000	2,291,187		(21,085)			3.052	1.937	JJ	30,693	65,771	12/17/2020	01/13/2031
23636A-BB-6	Danske Bank A/S	1			1.E FE	1,650,000	90.2440	1,489,019	1,650,000	1,650,000					1.549	1.549	MS	7,881	25,559	09/07/2021	09/10/2027
62954W-AE-5	Ntt Finance Corp	1			1.F FE	700,000	83.5660	584,963	700,000	700,000					2.065	2.065	AO	3,533	14,455	02/24/2021	04/03/2031
902613-AA-6	UBS Group Ag	2			1.G FE	2,747,436	89.3420	2,389,895	2,675,000	2,719,478		(7,216)			3.126	2.804	FA	32,055	83,621	12/11/2019	08/13/2030
1019999999	Subtotal - Bonds - Industrial and Miscellaneous (Unaffiliated) - Issuer Obligations					71,310,139	XXX	64,220,223	70,062,000	70,677,383		(160,454)			XXX	XXX	XXX	567,755	2,071,426	XXX	XXX
448978-AD-8	Hyundai Auto Receivables Trust Series 22-C CL A3	4			1.A FE	904,972	99.3290	898,923	905,000	904,957		(10)			4.380	4.419	MON	1,762	39,639	09/12/2022	10/15/2025
65480J-AC-4	NISSAN AUTO REC OWNR TR Series 22-B Class A3	4			1.A FE	1,574,674	99.2630	1,563,399	1,575,000	1,574,826		126			4.460	4.510	MON	3,122	70,245	09/20/2022	05/17/2027
92212K-AE-6	Vantage Data Centers LLC	2			1.G FE	2,255,000	100.0050	2,255,122	2,255,000	2,255,000					6.316	6.396	MON	6,330	104,446	03/15/2023	03/16/2048
14316A-AE-7	Carlyle Global Market Strat Series 17-5A Class A2	4			1.C FE	2,087,009	98.6130	2,061,014	2,090,000	2,087,999		391			7.077	7.167	JAJO	29,995	135,030	06/29/2021	01/20/2030
36320M-AN-8	Galaxy Clo Ltd Series 15-20A Class BR	4			1.A FE	706,761	99.4420	704,046	708,000	707,240		191			7.027	7.126	JAJO	10,089	45,383	06/29/2021	04/20/2031
48251B-AY-6	KKR Financial Clo Ltd Series 16 Class A2R2	4			1.C FE	1,890,000	99.6020	1,882,470	1,890,000	1,890,000					7.427	7.483	JAJO	28,466	128,815	08/31/2021	10/20/2034
50202C-AC-8	LCM Ltd Partnership Series 33A Class B	4			1.C FE	3,295,000	98.3880	3,241,871	3,295,000	3,295,000					7.327	7.392	JAJO	48,953	221,230	07/01/2021	07/20/2034
1049999999	Subtotal - Bonds - Industrial and Miscellaneous (Unaffiliated) - Other Loan-Backed and Structured Securities					12,713,416	XXX	12,606,845	12,718,000	12,715,022		698			XXX	XXX	XXX	128,717	744,788	XXX	XXX
1109999999	Total - Industrial and Miscellaneous (Unaffiliated) Bonds					84,023,555	XXX	76,827,068	82,780,000	83,392,405		(159,756)			XXX	XXX	XXX	696,472	2,816,214	XXX	XXX
1309999999	Total - Hybrid Securities						XXX								XXX	XXX	XXX			XXX	XXX
1509999999	Total - Parent, Subsidiaries and Affiliates Bonds						XXX								XXX	XXX	XXX			XXX	XXX
1909999999	Subtotal - Bonds - Unaffiliated Bank Loans						XXX								XXX	XXX	XXX			XXX	XXX
2419999999	Total - Issuer Obligations					136,120,814	XXX	120,749,136	133,007,000	134,974,192		(333,286)			XXX	XXX	XXX	1,186,693	3,983,024	XXX	XXX
2429999999	Total - Residential Mortgage-Backed Securities					2,603,783	XXX	2,320,847	2,539,556	2,596,111		(2,201)			XXX	XXX	XXX	6,664	79,961	XXX	XXX
2439999999	Total - Commercial Mortgage-Backed Securities						XXX								XXX	XXX	XXX			XXX	XXX
2449999999	Total - Other Loan-Backed and Structured Securities					12,713,416	XXX	12,606,845	12,718,000	12,715,022		698			XXX	XXX	XXX	128,717	744,788	XXX	XXX
2459999999	Total - SVO Identified Funds						XXX								XXX	XXX	XXX			XXX	XXX
2469999999	Total - Affiliated Bank Loans						XXX								XXX	XXX	XXX			XXX	XXX
2479999999	Total - Unaffiliated Bank Loans						XXX								XXX	XXX	XXX			XXX	XXX
2489999999	Total - Unaffiliated Certificates of Deposit						XXX								XXX	XXX	XXX			XXX	XXX
2509999999	Total Bonds					151,438,013	XXX	135,676,828	148,264,556	150,285,325		(334,789)			XXX	XXX	XXX	1,322,074	4,807,773	XXX	XXX

1. Line Book/Adjusted Carrying Value by NAIC Designation Category Footnote:  
 Number  
 1A 1A ..\$ .....28,010,486 1B ..\$ .....5,437,448 1C ..\$ .....16,201,826 1D ..\$ .....13,699,448 1E ..\$ .....22,374,691 1F ..\$ .....11,054,668 1G ..\$ .....16,981,832  
 1B 2A ..\$ .....14,550,420 2B ..\$ .....13,270,825 2C ..\$ .....8,703,681  
 1C 3A ..\$ ..... 3B ..\$ ..... 3C ..\$ .....  
 1D 4A ..\$ ..... 4B ..\$ ..... 4C ..\$ .....

E10.3

ANNUAL STATEMENT FOR THE YEAR 2023 OF THE MGIC INDEMNITY CORPORATION

1.

Line Number	Book/Adjusted Carrying Value by NAIC Designation Category Footnote:													
1A	1A ...\$	28,010,486	1B ..\$	5,437,448	1C ..\$	16,201,826	1D ..\$	13,699,448	1E ..\$	22,374,691	1F ..\$	11,054,668	1G ..\$	16,981,832
1B	2A ...\$	14,550,420	2B ..\$	13,270,825	2C ..\$	8,703,681								
1C	3A ...\$		3B ..\$		3C ..\$									
1E	5A ...\$		5B ..\$		5C ..\$									
1F	6 ....\$													

Schedule D - Part 2 - Section 1 - Preferred Stocks Owned

**N O N E**

Schedule D - Part 2 - Section 2 - Common Stocks Owned

**N O N E**

ANNUAL STATEMENT FOR THE YEAR 2023 OF THE MGIC INDEMNITY CORPORATION

**SCHEDULE D - PART 3**

Showing All Long-Term Bonds and Stocks ACQUIRED During Current Year

1 CUSIP Identification	2 Description	3 Foreign	4 Date Acquired	5 Name of Vendor	6 Number of Shares of Stock	7 Actual Cost	8 Par Value	9 Paid for Accrued Interest and Dividends
.....	U.S. Tax And Loss Bond 0.000% 04/17/33 .....		...04/17/2023 ...	Bureau of Public Debt .....		.....500,000	.....500,000	.....
.....	U.S. Tax And Loss Bond 0.000% 12/15/33 .....		...12/15/2023 ...	Bureau of Public Debt .....		.....1,500,000	.....1,500,000	.....
<b>0109999999. Subtotal - Bonds - U.S. Governments</b>								
913366-EQ-9 .....	University Calif Regts POOLED REV BDS 2010H 6.398% 05/15/31 .....		...01/20/2023 ...	J.P. Morgan .....		.....2,176,740	.....2,000,000	.....24,526
91412H-FU-2 .....	UNIVERSITY CALIF REVS TAXABLE GEN BDS 2020 1.964% 05/15/32 .....		...01/10/2023 ...	Goldman Sachs & Co. ....		.....588,285	.....750,000	.....2,332
<b>0909999999. Subtotal - Bonds - U.S. Special Revenues</b>								
21871X-AF-6 .....	COREBRIDGE FINANCIAL INC SR GLBL NT 29 3.850% 04/05/29 .....		...05/31/2023 ...	Tax Free Exchange .....		.....890,672	.....950,000	.....5,689
46647P-DX-1 .....	JPMorgan Chase & Co SR NT 29 6.087% 10/23/29 .....		...10/16/2023	J.P. Morgan .....		.....1,500,000	.....1,500,000	.....
605417-CC-6 .....	MISSISSIPPI POWER 5.690% 06/28/24 .....		...04/06/2023	RBC Capital Markets .....		.....1,484,972	.....1,500,000	.....2,994
89236T-KP-9 .....	Toyota Motor Credit Corp 5.940% 01/10/25 .....		...04/06/2023	Mizuho Securities USA Inc. ....		.....1,493,874	.....1,500,000	.....224
92212K-AE-6 .....	Vantage Data Centers LLC 6.316% 03/16/48 .....		...03/15/2023	Deutsche Bank Sec .....		.....2,255,000	.....2,255,000	.....
<b>1109999999. Subtotal - Bonds - Industrial and Miscellaneous (Unaffiliated)</b>								
<b>2509999997. Total - Bonds - Part 3</b>						7,624,518	7,705,000	8,907
<b>2509999998. Total - Bonds - Part 5</b>						12,389,543	12,455,000	35,765
<b>2509999999. Total - Bonds</b>								
<b>4509999997. Total - Preferred Stocks - Part 3</b>								
<b>4509999998. Total - Preferred Stocks - Part 5</b>							XXX	
<b>4509999999. Total - Preferred Stocks</b>							XXX	
<b>5989999997. Total - Common Stocks - Part 3</b>							XXX	
<b>5989999998. Total - Common Stocks - Part 5</b>							XXX	
<b>5989999999. Total - Common Stocks</b>							XXX	
<b>5999999999. Total - Preferred and Common Stocks</b>							XXX	
<b>6009999999 - Totals</b>						12,389,543	XXX	35,765

ANNUAL STATEMENT FOR THE YEAR 2023 OF THE MGIC INDEMNITY CORPORATION

**SCHEDULE D - PART 4**

Showing All Long-Term Bonds and Stocks SOLD, REDEEMED or Otherwise DISPOSED OF During Current Year

1	2	3	4	5	6	7	8	9	10	Change In Book/Adjusted Carrying Value					16	17	18	19	20	21
										11	12	13	14	15						
CUSIP Identification	Description	Foreign	Disposal Date	Name of Purchaser	Number of Shares of Stock	Consideration	Par Value	Actual Cost	Prior Year Book/ Adjusted Carrying Value	Unrealized Valuation Increase/ (Decrease)	Current Year's (Amortization)/ Accretion	Current Year's Other-Than-Temporary Impairment Recognized	Total Change in Book/ Adjusted Carrying Value (11+12-13)	Total Foreign Exchange Change in Book/ Adjusted Carrying Value	Book/ Adjusted Carrying Value at Disposal Date	Foreign Exchange Gain (Loss) on Disposal	Realized Gain (Loss) on Disposal	Total Gain (Loss) on Disposal	Bond Interest/ Stock Dividends Received During Year	Stated Contractual Maturity Date
36179U-QA-3	Government National Mortgage A G2 MA5849 3.500% 04/20/34		01/01/2023	Paydown		14,745	14,745	15,318	15,230		(485)		(485)		14,745				43	04/20/2034
36179U-QA-3	Government National Mortgage A G2 MA5849 3.500% 04/20/34		02/01/2023	Paydown		15,207	15,207	15,799	15,708		(501)		(501)		15,207				89	04/20/2034
36179U-QA-3	Government National Mortgage A G2 MA5849 3.500% 04/20/34		03/01/2023	Paydown		8,414	8,414	8,741	8,691		(277)		(277)		8,414				74	04/20/2034
36179U-QA-3	Government National Mortgage A G2 MA5849 3.500% 04/20/34		04/01/2023	Paydown		14,280	14,280	14,835	14,750		(470)		(470)		14,280				167	04/20/2034
36179U-QA-3	Government National Mortgage A G2 MA5849 3.500% 04/20/34		05/01/2023	Paydown		8,874	8,874	9,219	9,166		(292)		(292)		8,874				129	04/20/2034
36179U-QA-3	Government National Mortgage A G2 MA5849 3.500% 04/20/34		06/01/2023	Paydown		10,502	10,502	10,911	10,848		(346)		(346)		10,502				184	04/20/2034
36179U-QA-3	Government National Mortgage A G2 MA5849 3.500% 04/20/34		07/01/2023	Paydown		22,129	22,129	22,990	22,858		(728)		(728)		22,129				452	04/20/2034
36179U-QA-3	Government National Mortgage A G2 MA5849 3.500% 04/20/34		08/01/2023	Paydown		10,021	10,021	10,411	10,351		(330)		(330)		10,021				234	04/20/2034
36179U-QA-3	Government National Mortgage A G2 MA5849 3.500% 04/20/34		09/01/2023	Paydown		16,352	16,352	16,988	16,890		(538)		(538)		16,352				429	04/20/2034
36179U-QA-3	Government National Mortgage A G2 MA5849 3.500% 04/20/34		10/01/2023	Paydown		12,225	12,225	12,701	12,627		(402)		(402)		12,225				357	04/20/2034
36179U-QA-3	Government National Mortgage A G2 MA5849 3.500% 04/20/34		11/01/2023	Paydown		10,169	10,169	10,565	10,504		(335)		(335)		10,169				326	04/20/2034
36179U-QA-3	Government National Mortgage A G2 MA5849 3.500% 04/20/34		12/01/2023	Paydown		12,296	12,296	12,774	12,701		(405)		(405)		12,296				430	04/20/2034
<b>010999999 Subtotal - Bonds - U.S. Governments</b>						155,214	155,214	161,252	160,324		(5,109)		(5,109)		155,214				2,914	XXX
108151-T7-6	Bridgeport Conn Taxable-Pension Bds-AGM-Cr 7.640% 01/15/30		01/15/2023	Redemption		55,000	55,000	67,375	60,805		(5,805)		(5,805)		55,000				2,101	01/15/2030
108151-T7-6	Bridgeport Conn Taxable-Pension Bds-AGM-Cr 7.640% 01/15/30		03/23/2023	Mortgage Guaranty Insurance Corporation		555,451	500,000	612,500	552,774		2,607		2,607		555,382		70	70	26,316	01/15/2030
108151-VU-2	Bridgeport Conn Taxable Pension Bds 7.640% 01/15/30		01/15/2023	Redemption		55,000	55,000	68,564	66,271		(11,271)		(11,271)		55,000				2,101	01/15/2030
108151-VU-2	Bridgeport Conn Taxable Pension Bds 7.640% 01/15/30		03/23/2023	Mortgage Guaranty Insurance Corporation		587,170	525,000	654,476	632,589		5,148		5,148		637,737		(50,567)	(50,567)	27,631	01/15/2030
<b>070999999 Subtotal - Bonds - U.S. Political Subdivisions of States, Territories and Possessions</b>						1,252,621	1,135,000	1,402,915	1,312,439		(9,321)		(9,321)		1,303,119		(50,497)	(50,497)	58,149	XXX
059231-YY-0	Baltimore MD Rev Ref-Senior-Ser B 5.000% 07/01/32		05/16/2023	Citigroup Global Markets Inc.		1,029,990	1,000,000	1,210,600	1,051,479		(9,571)		(9,571)		1,041,907		(11,917)	(11,917)	44,028	07/01/2032
3137FN-5Y-2	Freddie Mac Series 4904 Class CA 3.000% 08/15/57		01/01/2023	Paydown		50,255	50,255	51,237	51,210		(955)		(955)		50,255				126	08/15/2057
3137FN-5Y-2	Freddie Mac Series 4904 Class CA 3.000% 08/15/57		02/01/2023	Paydown		4,066	4,066	4,146	4,143		(77)		(77)		4,066				20	08/15/2057
3137FN-5Y-2	Freddie Mac Series 4904 Class CA 3.000% 08/15/57		03/01/2023	Paydown		3,189	3,189	3,251	3,249		(61)		(61)		3,189				24	08/15/2057
3137FN-5Y-2	Freddie Mac Series 4904 Class CA 3.000% 08/15/57		04/01/2023	Paydown		3,176	3,176	3,238	3,237		(60)		(60)		3,176				32	08/15/2057
3137FN-5Y-2	Freddie Mac Series 4904 Class CA 3.000% 08/15/57		05/01/2023	Paydown		29,821	29,821	30,403	30,388		(567)		(567)		29,821				373	08/15/2057
3137FN-5Y-2	Freddie Mac Series 4904 Class CA 3.000% 08/15/57		06/01/2023	Paydown		3,435	3,435	3,502	3,500		(65)		(65)		3,435				52	08/15/2057
3137FN-5Y-2	Freddie Mac Series 4904 Class CA 3.000% 08/15/57		07/01/2023	Paydown		2,956	2,956	3,014	3,013		(56)		(56)		2,956				52	08/15/2057
3137FN-5Y-2	Freddie Mac Series 4904 Class CA 3.000% 08/15/57		08/01/2023	Paydown		14,984	14,984	15,277	15,269		(285)		(285)		14,984				300	08/15/2057
3137FN-5Y-2	Freddie Mac Series 4904 Class CA 3.000% 08/15/57		09/01/2023	Paydown		17,323	17,323	17,662	17,653		(329)		(329)		17,323				390	08/15/2057
3137FN-5Y-2	Freddie Mac Series 4904 Class CA 3.000% 08/15/57		10/01/2023	Paydown		9,189	9,189	9,369	9,364		(175)		(175)		9,189				230	08/15/2057

E14

ANNUAL STATEMENT FOR THE YEAR 2023 OF THE MGIC INDEMNITY CORPORATION

**SCHEDULE D - PART 4**

Showing All Long-Term Bonds and Stocks SOLD, REDEEMED or Otherwise DISPOSED OF During Current Year

1	2	3	4	5	6	7	8	9	10	Change In Book/Adjusted Carrying Value					16	17	18	19	20	21
										11	12	13	14	15						
CUSIP Identification	Description	Foreign	Disposal Date	Name of Purchaser	Number of Shares of Stock	Consideration	Par Value	Actual Cost	Prior Year Book/ Adjusted Carrying Value	Unrealized Valuation Increase/ (Decrease)	Current Year's (Amortization)/ Accretion	Current Year's Other-Than-Temporary Impairment Recognized	Total Change in Book/ Adjusted Carrying Value (11+12-13)	Total Foreign Exchange Change in Book/ Adjusted Carrying Value	Book/ Adjusted Carrying Value at Disposal Date	Foreign Exchange Gain (Loss) on Disposal	Realized Gain (Loss) on Disposal	Total Gain (Loss) on Disposal	Bond Interest/ Stock Dividends Received During Year	Stated Contractual Maturity Date
3137FN-5Y-2	Freddie Mac Series 4904 Class CA 3.000% 08/15/57		11/01/2023	Paydown		38,952	38,952	39,712	39,692		(740)		(740)		38,952				1,071	08/15/2057
3137FN-5Y-2	Freddie Mac Series 4904 Class CA 3.000% 08/15/57		12/01/2023	Paydown		2,837	2,837	2,893	2,891		(54)		(54)		2,837				85	08/15/2057
492279-CU-6	Kern Cnty CA Pension Oblig Adj Ref Taxable 4.185% 08/15/27		03/23/2023	Mortgage Guaranty Insurance Corporation		2,108,945	2,100,000	2,398,137	2,310,717		(10,546)		(10,546)		2,300,171		(191,226)	(191,226)	23,924	08/15/2027
64971X-QG-6	New York NY City Transitional Future Tax Sub Bonds Ser C1 4.000% 05/01/37		05/24/2023	Truist Securities		616,943	615,000	702,994	682,998		(3,162)		(3,162)		679,836		(62,893)	(62,893)	14,008	05/01/2037
64971X-QJ-0	New York NY City Transitional Future Tax Sub Bonds Ser C1 4.000% 05/01/39		05/16/2023	Janney Montgomery Scott LLC		905,175	900,000	1,021,662	994,104		(4,123)		(4,123)		989,981		(84,806)	(84,806)	19,700	05/01/2039
65000B-QH-4	NEW YORK ST DORM AUTH REVENUES SCH DIST S FIN PROG BDS 2020 5.000% 10/01/35		11/03/2023	Bank of America		5,213	5,000	6,120	6,067		(153)		(153)		5,914		(701)	(701)	275	10/01/2035
65000B-QY-7	NEW YORK ST DORM AUTH REVENUES SCH DIST S FIN PROG BDS 2020 5.000% 10/01/35		11/03/2023	Bank of America		479,872	460,000	529,909	526,718		(9,305)		(9,305)		517,412		(37,540)	(37,540)	25,300	10/01/2035
958644-AB-2	Western MI Univ Stryker Taxable Ref AGM CR 4.750% 11/15/28		11/15/2023	Call	100.0000	35,000	35,000	40,268	38,766		(573)		(573)		38,193		(3,193)	(3,193)	1,663	11/15/2028
<b>0909999999. Subtotal - Bonds - U.S. Special Revenues</b>						<b>5,361,321</b>	<b>5,295,183</b>	<b>6,093,394</b>	<b>5,794,458</b>		<b>(40,857)</b>		<b>(40,857)</b>		<b>5,753,597</b>		<b>(392,276)</b>	<b>(392,276)</b>	<b>131,653</b>	<b>XXX</b>
053332-AN-2	Autozone Inc 2.875% 01/15/23		01/15/2023	Maturity		1,300,000	1,300,000	1,315,652	1,300,000						1,300,000				18,688	01/15/2023
21871X-AE-9	COREBRIDGE FINANCIAL INC 3.850% 04/05/29		05/31/2023	Tax Free Exchange Mortgage Guaranty Insurance Corporation		890,672	950,000	886,673	887,060		3,613		3,613		890,672				23,977	04/05/2029
254687-CZ-7	Walt Disney Company/The 3.700% 09/15/24		03/23/2023	Insurance Corporation		1,483,197	1,500,000	1,556,048	1,518,690		(2,812)		(2,812)		1,515,877		(32,680)	(32,680)	28,983	09/15/2024
316773-DF-4	Fifth Third Bancorp 4.337% 04/25/33		03/27/2023	Goldman Sachs & Co.		2,391,301	2,775,000	2,783,592	2,783,110		(170)		(170)		2,782,940		(391,639)	(391,639)	51,484	04/25/2033
58933Y-AF-2	Merck & Co Inc 2.800% 05/18/23		05/18/2023	Maturity		1,000,000	1,000,000	999,130	999,962		38		38		1,000,000				14,000	05/18/2023
68389X-BR-5	Oracle Corp 2.625% 02/15/23		02/15/2023	Maturity		1,575,000	1,575,000	1,566,771	1,574,725		275		275		1,575,000				20,672	02/15/2023
855244-AN-9	Starbucks Corp 3.100% 03/01/23		03/01/2023	Maturity		2,750,000	2,750,000	2,775,603	2,750,604		(604)		(604)		2,750,000				42,625	03/01/2023
91324P-BZ-4	Unitedhealth Group Inc 2.750% 02/15/23		02/15/2023	Maturity		1,700,000	1,700,000	1,698,132	1,699,938		62		62		1,700,000				23,375	02/15/2023
92343V-CR-3	Verizon Communications 3.500% 11/01/24		03/23/2023	Mortgage Guaranty Insurance Corporation		1,724,100	1,750,000	1,796,304	1,764,700		(2,032)		(2,032)		1,762,674		(38,575)	(38,575)	24,156	11/01/2024
<b>1109999999. Subtotal - Bonds - Industrial and Miscellaneous (Unaffiliated)</b>						<b>14,814,270</b>	<b>15,300,000</b>	<b>15,377,905</b>	<b>15,278,789</b>		<b>(1,630)</b>		<b>(1,630)</b>		<b>15,277,163</b>		<b>(462,894)</b>	<b>(462,894)</b>	<b>247,960</b>	<b>XXX</b>
<b>2509999997. Total - Bonds - Part 4</b>						<b>21,583,426</b>	<b>21,885,397</b>	<b>23,035,466</b>	<b>22,546,010</b>		<b>(56,917)</b>		<b>(56,917)</b>		<b>22,489,093</b>		<b>(905,667)</b>	<b>(905,667)</b>	<b>440,676</b>	<b>XXX</b>
<b>2509999998. Total - Bonds - Part 5</b>																				<b>XXX</b>
<b>2509999999. Total - Bonds</b>						<b>21,583,426</b>	<b>21,885,397</b>	<b>23,035,466</b>	<b>22,546,010</b>		<b>(56,917)</b>		<b>(56,917)</b>		<b>22,489,093</b>		<b>(905,667)</b>	<b>(905,667)</b>	<b>440,676</b>	<b>XXX</b>
<b>4509999997. Total - Preferred Stocks - Part 4</b>																				<b>XXX</b>
<b>4509999998. Total - Preferred Stocks - Part 5</b>																				<b>XXX</b>
<b>4509999999. Total - Preferred Stocks</b>																				<b>XXX</b>
<b>5989999997. Total - Common Stocks - Part 4</b>																				<b>XXX</b>
<b>5989999998. Total - Common Stocks - Part 5</b>																				<b>XXX</b>
<b>5989999999. Total - Common Stocks</b>																				<b>XXX</b>
<b>5999999999. Total - Preferred and Common Stocks</b>																				<b>XXX</b>
<b>6009999999 - Totals</b>						<b>21,583,426</b>	<b>XXX</b>	<b>23,035,466</b>	<b>22,546,010</b>		<b>(56,917)</b>		<b>(56,917)</b>		<b>22,489,093</b>		<b>(905,667)</b>	<b>(905,667)</b>	<b>440,676</b>	<b>XXX</b>

E14.1

Schedule D - Part 5 - Long Term Bonds and Stocks Acquired and Fully Disposed Of

**NONE**

Schedule D-Part 6-Section 1-Valuation of Shares of Subsidiary, Controlled or Affiliated Companies

**NONE**

Schedule D - Part 6 - Section 2

**NONE**

Schedule DA - Part 1 - Short-Term Investments Owned

**NONE**

Schedule DB - Part A - Section 1 - Options, Caps, Floors, Collars, Swaps and Forwards Open

**NONE**

Schedule DB - Part A - Section 2 - Options, Caps, Floors, Collars, Swaps and Forwards Terminated

**NONE**

Schedule DB - Part B - Section 1 - Futures Contracts Open

**NONE**

Schedule DB - Part B - Section 1B - Brokers with whom cash deposits have been made

**NONE**

Schedule DB - Part B - Section 2 - Futures Contracts Terminated

**NONE**

Schedule DB - Part D - Section 1 - Counterparty Exposure for Derivative Instruments Open

**NONE**

Schedule DB - Part D-Section 2 - Collateral for Derivative Instruments Open - Pledged By

**NONE**

Schedule DB - Part D-Section 2 - Collateral for Derivative Instruments Open - Pledged To

**NONE**

Schedule DB - Part E - Derivatives Hedging Variable Annuity Guarantees as of December 31 of  
Current Year

**NONE**

Schedule DL - Part 1 - Reinvested Collateral Assets Owned

**NONE**



Schedule DL - Part 2 - Reinvested Collateral Assets Owned

**N O N E**



ANNUAL STATEMENT FOR THE YEAR 2023 OF THE MGIC INDEMNITY CORPORATION

**SCHEDULE E - PART 2 - CASH EQUIVALENTS**

Show Investments Owned December 31 of Current Year

1 CUSIP	2 Description	3 Code	4 Date Acquired	5 Rate of Interest	6 Maturity Date	7 Book/Adjusted Carrying Value	8 Amount of Interest Due and Accrued	9 Amount Received During Year
0109999999	Total - U.S. Government Bonds							
0309999999	Total - All Other Government Bonds							
0509999999	Total - U.S. States, Territories and Possessions Bonds							
0709999999	Total - U.S. Political Subdivisions Bonds							
0909999999	Total - U.S. Special Revenues Bonds							
1109999999	Total - Industrial and Miscellaneous (Unaffiliated) Bonds							
1309999999	Total - Hybrid Securities							
1509999999	Total - Parent, Subsidiaries and Affiliates Bonds							
1909999999	Subtotal - Unaffiliated Bank Loans							
2419999999	Total - Issuer Obligations							
2429999999	Total - Residential Mortgage-Backed Securities							
2439999999	Total - Commercial Mortgage-Backed Securities							
2449999999	Total - Other Loan-Backed and Structured Securities							
2459999999	Total - SVO Identified Funds							
2469999999	Total - Affiliated Bank Loans							
2479999999	Total - Unaffiliated Bank Loans							
2509999999	Total Bonds							
38141W-23-2	Goldman Sachs Financial Square Financial Square MMkt Fund		12/29/2023	5.369		2,956,345		55,263
38141W-27-3	Goldman Sachs Financial Square FS Govt Inst Fund		12/29/2023	5.248		3,568,595		39,268
665278-40-4	Northern Trust US Government Portfolio		12/28/2023	5.188		639,372	2,564	11,780
8309999999	Subtotal - All Other Money Market Mutual Funds					7,164,312	2,564	106,311
8609999999	Total Cash Equivalents					7,164,312	2,564	106,311

1. Line Book/Adjusted Carrying Value by NAIC Designation Category Footnote:  
 Number  
 1A 1A ..\$ ..... 1B ..\$ ..... 1C ..\$ ..... 1D ..\$ ..... 1E ..\$ ..... 1F ..\$ ..... 1G ..\$ .....  
 1B 2A ..\$ ..... 2B ..\$ ..... 2C ..\$ .....  
 1C 3A ..\$ ..... 3B ..\$ ..... 3C ..\$ .....  
 1D 4A ..\$ ..... 4B ..\$ ..... 4C ..\$ .....  
 1E 5A ..\$ ..... 5B ..\$ ..... 5C ..\$ .....  
 1F 6 .....\$ .....

E28

ANNUAL STATEMENT FOR THE YEAR 2023 OF THE MGIC INDEMNITY CORPORATION

**SCHEDULE E - PART 3 - SPECIAL DEPOSITS**

States, Etc.	1 Type of Deposit	2 Purpose of Deposit	Deposits For the Benefit of All Policyholders		All Other Special Deposits	
			3 Book/Adjusted Carrying Value	4 Fair Value	5 Book/Adjusted Carrying Value	6 Fair Value
1. Alabama	AL					
2. Alaska	AK					
3. Arizona	AZ					
4. Arkansas	AR					
5. California	CA					
6. Colorado	CO					
7. Connecticut	CT					
8. Delaware	DE					
9. District of Columbia	DC					
10. Florida	FL					
11. Georgia	GA	B State requirement			44,012	32,049
12. Hawaii	HI					
13. Idaho	ID					
14. Illinois	IL					
15. Indiana	IN					
16. Iowa	IA					
17. Kansas	KS					
18. Kentucky	KY					
19. Louisiana	LA					
20. Maine	ME					
21. Maryland	MD					
22. Massachusetts	MA	B State requirement			150,704	137,163
23. Michigan	MI					
24. Minnesota	MN					
25. Mississippi	MS					
26. Missouri	MO					
27. Montana	MT					
28. Nebraska	NE					
29. Nevada	NV	B State requirement			220,060	160,244
30. New Hampshire	NH					
31. New Jersey	NJ					
32. New Mexico	NM	B State requirement			286,593	241,576
33. New York	NY					
34. North Carolina	NC	B State requirement			309,523	235,262
35. North Dakota	ND					
36. Ohio	OH					
37. Oklahoma	OK					
38. Oregon	OR	B State requirement			601,988	520,018
39. Pennsylvania	PA					
40. Rhode Island	RI					
41. South Carolina	SC					
42. South Dakota	SD					
43. Tennessee	TN					
44. Texas	TX	B State requirement			44,012	32,049
45. Utah	UT					
46. Vermont	VT					
47. Virginia	VA	B State requirement			589,314	545,800
48. Washington	WA					
49. West Virginia	WV					
50. Wisconsin	WI	B State requirement	2,109,644	1,959,289		
51. Wyoming	WY	B State requirement			111,791	81,404
52. American Samoa	AS					
53. Guam	GU					
54. Puerto Rico	PR					
55. U.S. Virgin Islands	VI					
56. Northern Mariana Islands	MP					
57. Canada	CAN					
58. Aggregate Alien and Other	OT	XXX	XXX		6,857,119	6,442,406
59. Subtotal	XXX	XXX	2,109,644	1,959,289	9,215,116	8,427,971
DETAILS OF WRITE-INS						
5801. Cash	ST	Collateral pledged for insurance transactions			182,275	182,275
5802. US Treasury	B	Collateral pledged for insurance transactions			301,408	274,326
5803. US Treasury	B	Collateral pledged for insurance transactions			4,337,359	3,991,944
5898. Summary of remaining write-ins for Line 58 from overflow page	XXX	XXX			2,036,077	1,993,861
5899. Totals (Lines 5801 thru 5803 plus 5898)(Line 58 above)	XXX	XXX			6,857,119	6,442,406

## ALPHABETICAL INDEX

### ANNUAL STATEMENT BLANK

Assets .....	2
Cash Flow .....	5
Exhibit of Capital Gains (Losses) .....	12
Exhibit of Net Investment Income .....	12
Exhibit of Nonadmitted Assets .....	13
Exhibit of Premiums and Losses (State Page) .....	19
Five-Year Historical Data .....	17
General Interrogatories .....	15
Jurat Page .....	1
Liabilities, Surplus and Other Funds .....	3
Notes To Financial Statements .....	14
Overflow Page For Write-ins .....	101
Schedule A - Part 1 .....	E01
Schedule A - Part 2 .....	E02
Schedule A - Part 3 .....	E03
Schedule A - Verification Between Years .....	SI02
Schedule B - Part 1 .....	E04
Schedule B - Part 2 .....	E05
Schedule B - Part 3 .....	E06
Schedule B - Verification Between Years .....	SI02
Schedule BA - Part 1 .....	E07
Schedule BA - Part 2 .....	E08
Schedule BA - Part 3 .....	E09
Schedule BA - Verification Between Years .....	SI03
Schedule D - Part 1 .....	E10
Schedule D - Part 1A - Section 1 .....	SI05
Schedule D - Part 1A - Section 2 .....	SI08
Schedule D - Part 2 - Section 1 .....	E11
Schedule D - Part 2 - Section 2 .....	E12
Schedule D - Part 3 .....	E13
Schedule D - Part 4 .....	E14
Schedule D - Part 5 .....	E15
Schedule D - Part 6 - Section 1 .....	E16
Schedule D - Part 6 - Section 2 .....	E16
Schedule D - Summary By Country .....	SI04
Schedule D - Verification Between Years .....	SI03
Schedule DA - Part 1 .....	E17
Schedule DA - Verification Between Years .....	SI10
Schedule DB - Part A - Section 1 .....	E18
Schedule DB - Part A - Section 2 .....	E19
Schedule DB - Part A - Verification Between Years .....	SI11
Schedule DB - Part B - Section 1 .....	E20
Schedule DB - Part B - Section 2 .....	E21
Schedule DB - Part B - Verification Between Years .....	SI11
Schedule DB - Part C - Section 1 .....	SI12
Schedule DB - Part C - Section 2 .....	SI13
Schedule DB - Part D - Section 1 .....	E22
Schedule DB - Part D - Section 2 .....	E23
Schedule DB - Part E .....	E24
Schedule DB - Verification .....	SI14
Schedule DL - Part 1 .....	E25
Schedule DL - Part 2 .....	E26
Schedule E - Part 1 - Cash .....	E27
Schedule E - Part 2 - Cash Equivalents .....	E28
Schedule E - Part 2 - Verification Between Years .....	SI15
Schedule E - Part 3 - Special Deposits .....	E29
Schedule F - Part 1 .....	20
Schedule F - Part 2 .....	21
Schedule F - Part 3 .....	22
Schedule F - Part 4 .....	27
Schedule F - Part 5 .....	28
Schedule F - Part 6 .....	29
Schedule H - Accident and Health Exhibit - Part 1 .....	30
Schedule H - Part 2, Part 3 and 4 .....	31
Schedule H - Part 5 - Health Claims .....	32

**ANNUAL STATEMENT BLANK (Continued)**

Schedule P - Part 1 - Summary .....	33
Schedule P - Part 1A - Homeowners/Farmowners .....	35
Schedule P - Part 1B - Private Passenger Auto Liability/Medical .....	36
Schedule P - Part 1C - Commercial Auto/Truck Liability/Medical .....	37
Schedule P - Part 1D - Workers' Compensation (Excluding Excess Workers' Compensation) .....	38
Schedule P - Part 1E - Commercial Multiple Peril .....	39
Schedule P - Part 1F - Section 1 - Medical Professional Liability - Occurrence .....	40
Schedule P - Part 1F - Section 2 - Medical Professional Liability - Claims-Made .....	41
Schedule P - Part 1G - Special Liability (Ocean, Marine, Aircraft (All Perils), Boiler and Machinery) .....	42
Schedule P - Part 1H - Section 1 - Other Liability-Occurrence .....	43
Schedule P - Part 1H - Section 2 - Other Liability - Claims-Made .....	44
Schedule P - Part 1I - Special Property (Fire, Allied Lines, Inland Marine, Earthquake, Burglary & Theft) .....	45
Schedule P - Part 1J - Auto Physical Damage .....	46
Schedule P - Part 1K - Fidelity/Surety .....	47
Schedule P - Part 1L - Other (Including Credit, Accident and Health) .....	48
Schedule P - Part 1M - International .....	49
Schedule P - Part 1N - Reinsurance - Nonproportional Assumed Property .....	50
Schedule P - Part 1O - Reinsurance - Nonproportional Assumed Liability .....	51
Schedule P - Part 1P - Reinsurance - Nonproportional Assumed Financial Lines .....	52
Schedule P - Part 1R - Section 1 - Products Liability - Occurrence .....	53
Schedule P - Part 1R - Section 2 - Products Liability - Claims-Made .....	54
Schedule P - Part 1S - Financial Guaranty/Mortgage Guaranty .....	55
Schedule P - Part 1T - Warranty .....	56
Schedule P - Part 2, Part 3 and Part 4 - Summary .....	34
Schedule P - Part 2A - Homeowners/Farmowners .....	57
Schedule P - Part 2B - Private Passenger Auto Liability/Medical .....	57
Schedule P - Part 2C - Commercial Auto/Truck Liability/Medical .....	57
Schedule P - Part 2D - Workers' Compensation (Excluding Excess Workers' Compensation) .....	57
Schedule P - Part 2E - Commercial Multiple Peril .....	57
Schedule P - Part 2F - Section 1 - Medical Professional Liability - Occurrence .....	58
Schedule P - Part 2F - Section 2 - Medical Professional Liability - Claims-Made .....	58
Schedule P - Part 2G - Special Liability (Ocean Marine, Aircraft (All Perils), Boiler and Machinery) .....	58
Schedule P - Part 2H - Section 1 - Other Liability - Occurrence .....	58
Schedule P - Part 2H - Section 2 - Other Liability - Claims-Made .....	58
Schedule P - Part 2I - Special Property (Fire, Allied Lines, Inland Marine, Earthquake, Burglary, and Theft) .....	59
Schedule P - Part 2J - Auto Physical Damage .....	59
Schedule P - Part 2K - Fidelity, Surety .....	59
Schedule P - Part 2L - Other (Including Credit, Accident and Health) .....	59
Schedule P - Part 2M - International .....	59
Schedule P - Part 2N - Reinsurance - Nonproportional Assumed Property .....	60
Schedule P - Part 2O - Reinsurance - Nonproportional Assumed Liability .....	60
Schedule P - Part 2P - Reinsurance - Nonproportional Assumed Financial Lines .....	60
Schedule P - Part 2R - Section 1 - Products Liability - Occurrence .....	61
Schedule P - Part 2R - Section 2 - Products Liability - Claims-Made .....	61
Schedule P - Part 2S - Financial Guaranty/Mortgage Guaranty .....	61
Schedule P - Part 2T - Warranty .....	61
Schedule P - Part 3A - Homeowners/Farmowners .....	62
Schedule P - Part 3B - Private Passenger Auto Liability/Medical .....	62
Schedule P - Part 3C - Commercial Auto/Truck Liability/Medical .....	62
Schedule P - Part 3D - Workers' Compensation (Excluding Excess Workers' Compensation) .....	62
Schedule P - Part 3E - Commercial Multiple Peril .....	62
Schedule P - Part 3F - Section 1 - Medical Professional Liability - Occurrence .....	63
Schedule P - Part 3F - Section 2 - Medical Professional Liability - Claims-Made .....	63
Schedule P - Part 3G - Special Liability (Ocean Marine, Aircraft (All Perils), Boiler and Machinery) .....	63
Schedule P - Part 3H - Section 1 - Other Liability - Occurrence .....	63
Schedule P - Part 3H - Section 2 - Other Liability - Claims-Made .....	63
Schedule P - Part 3I - Special Property (Fire, Allied Lines, Inland Marine, Earthquake, Burglary, and Theft) .....	64
Schedule P - Part 3J - Auto Physical Damage .....	64
Schedule P - Part 3K - Fidelity/Surety .....	64
Schedule P - Part 3L - Other (Including Credit, Accident and Health) .....	64
Schedule P - Part 3M - International .....	64
Schedule P - Part 3N - Reinsurance - Nonproportional Assumed Property .....	65
Schedule P - Part 3O - Reinsurance - Nonproportional Assumed Liability .....	65
Schedule P - Part 3P - Reinsurance - Nonproportional Assumed Financial Lines .....	65
Schedule P - Part 3R - Section 1 - Products Liability - Occurrence .....	66
Schedule P - Part 3R - Section 2 - Products Liability - Claims-Made .....	66
Schedule P - Part 3S - Financial Guaranty/Mortgage Guaranty .....	66
Schedule P - Part 3T - Warranty .....	66

**ANNUAL STATEMENT BLANK (Continued)**

Schedule P - Part 4A - Homeowners/Farmowners .....	67
Schedule P - Part 4B - Private Passenger Auto Liability/Medical .....	67
Schedule P - Part 4C - Commercial Auto/Truck Liability/Medical .....	67
Schedule P - Part 4D - Workers' Compensation (Excluding Excess Workers' Compensation) .....	67
Schedule P - Part 4E - Commercial Multiple Peril .....	67
Schedule P - Part 4F - Section 1 - Medical Professional Liability - Occurrence .....	68
Schedule P - Part 4F - Section 2 - Medical Professional Liability - Claims-Made .....	68
Schedule P - Part 4G - Special Liability (Ocean Marine, Aircraft (All Perils), Boiler and Machinery) .....	68
Schedule P - Part 4H - Section 1 - Other Liability - Occurrence .....	68
Schedule P - Part 4H - Section 2 - Other Liability - Claims-Made .....	68
Schedule P - Part 4I - Special Property (Fire, Allied Lines, Inland Marine, Earthquake, Burglary and Theft) .....	69
Schedule P - Part 4J - Auto Physical Damage .....	69
Schedule P - Part 4K - Fidelity/Surety .....	69
Schedule P - Part 4L - Other (Including Credit, Accident and Health) .....	69
Schedule P - Part 4M - International .....	69
Schedule P - Part 4N - Reinsurance - Nonproportional Assumed Property .....	70
Schedule P - Part 4O - Reinsurance - Nonproportional Assumed Liability .....	70
Schedule P - Part 4P - Reinsurance - Nonproportional Assumed Financial Lines .....	70
Schedule P - Part 4R - Section 1 - Products Liability - Occurrence .....	71
Schedule P - Part 4R - Section 2 - Products Liability - Claims-Made .....	71
Schedule P - Part 4S - Financial Guaranty/Mortgage Guaranty .....	71
Schedule P - Part 4T - Warranty .....	71
Schedule P - Part 5A - Homeowners/Farmowners .....	72
Schedule P - Part 5B - Private Passenger Auto Liability/Medical .....	73
Schedule P - Part 5C - Commercial Auto/Truck Liability/Medical .....	74
Schedule P - Part 5D - Workers' Compensation (Excluding Excess Workers' Compensation) .....	75
Schedule P - Part 5E - Commercial Multiple Peril .....	76
Schedule P - Part 5F - Medical Professional Liability - Claims-Made .....	78
Schedule P - Part 5F - Medical Professional Liability - Occurrence .....	77
Schedule P - Part 5H - Other Liability - Claims-Made .....	80
Schedule P - Part 5H - Other Liability - Occurrence .....	79
Schedule P - Part 5R - Products Liability - Claims-Made .....	82
Schedule P - Part 5R - Products Liability - Occurrence .....	81
Schedule P - Part 5T - Warranty .....	83
Schedule P - Part 6C - Commercial Auto/Truck Liability/Medical .....	84
Schedule P - Part 6D - Workers' Compensation (Excluding Excess Workers' Compensation) .....	84
Schedule P - Part 6E - Commercial Multiple Peril .....	85
Schedule P - Part 6H - Other Liability - Claims-Made .....	86
Schedule P - Part 6H - Other Liability - Occurrence .....	85
Schedule P - Part 6M - International .....	86
Schedule P - Part 6N - Reinsurance - Nonproportional Assumed Property .....	87
Schedule P - Part 6O - Reinsurance - Nonproportional Assumed Liability .....	87
Schedule P - Part 6R - Products Liability - Claims-Made .....	88
Schedule P - Part 6R - Products Liability - Occurrence .....	88
Schedule P - Part 7A - Primary Loss Sensitive Contracts .....	89
Schedule P - Part 7B - Reinsurance Loss Sensitive Contracts .....	91
Schedule P Interrogatories .....	93
Schedule T - Exhibit of Premiums Written .....	94
Schedule T - Part 2 - Interstate Compact .....	95
Schedule Y - Information Concerning Activities of Insurer Members of a Holding Company Group .....	96
Schedule Y - Part 1A - Detail of Insurance Holding Company System .....	97
Schedule Y - Part 2 - Summary of Insurer's Transactions With Any Affiliates .....	98
Schedule Y - Part 3 - Ultimate Controlling Party and Listing of Other U.S. Insurance Groups or Entities Under That Ultimate Controlling Party's Control .....	99
Statement of Income .....	4
Summary Investment Schedule .....	SI01
Supplemental Exhibits and Schedules Interrogatories .....	100
Underwriting and Investment Exhibit Part 1 .....	6
Underwriting and Investment Exhibit Part 1A .....	7
Underwriting and Investment Exhibit Part 1B .....	8
Underwriting and Investment Exhibit Part 2 .....	9
Underwriting and Investment Exhibit Part 2A .....	10
Underwriting and Investment Exhibit Part 3 .....	11